



Fiscal Year 2024
CIP Score Card
Fiscal Year 2025
CIP Summary Report




Table of Contents

Capital Improvement Program (CIP)

FY24 CIP Score Card	5
FY25 CIP Summary	6

Airport - CIP

FY24 Airport Score Card	7
FY25 Airport Summary	8

Economic Development - CIP

FY24 Economic Development Score Card	9
FY25 Economic Development Summary	12

Parks & Recreation - CIP

FY24 Parks & Recreation Score Card	14
FY25 Parks & Recreation Summary	18

Public Facilities - CIP

FY24 Public Facilities Score Card	20
FY25 Public Facilities Summary	23

Public Health & Safety - CIP

FY24 Public Health & Safety Score Card	25
FY25 Public Health & Safety Summary	27

Streets - CIP

FY24 Streets Score Card	28
FY25 Streets Summary	31

Table of Contents

Gas - CIP

FY24 Gas Score Card	33
FY25 Gas Summary	34

Storm Water - CIP

FY24 Storm Water Score Card	35
FY25 Storm Water Summary	37

Wastewater - CIP

FY24 Wastewater Score Card	38
FY25 Wastewater Summary	41

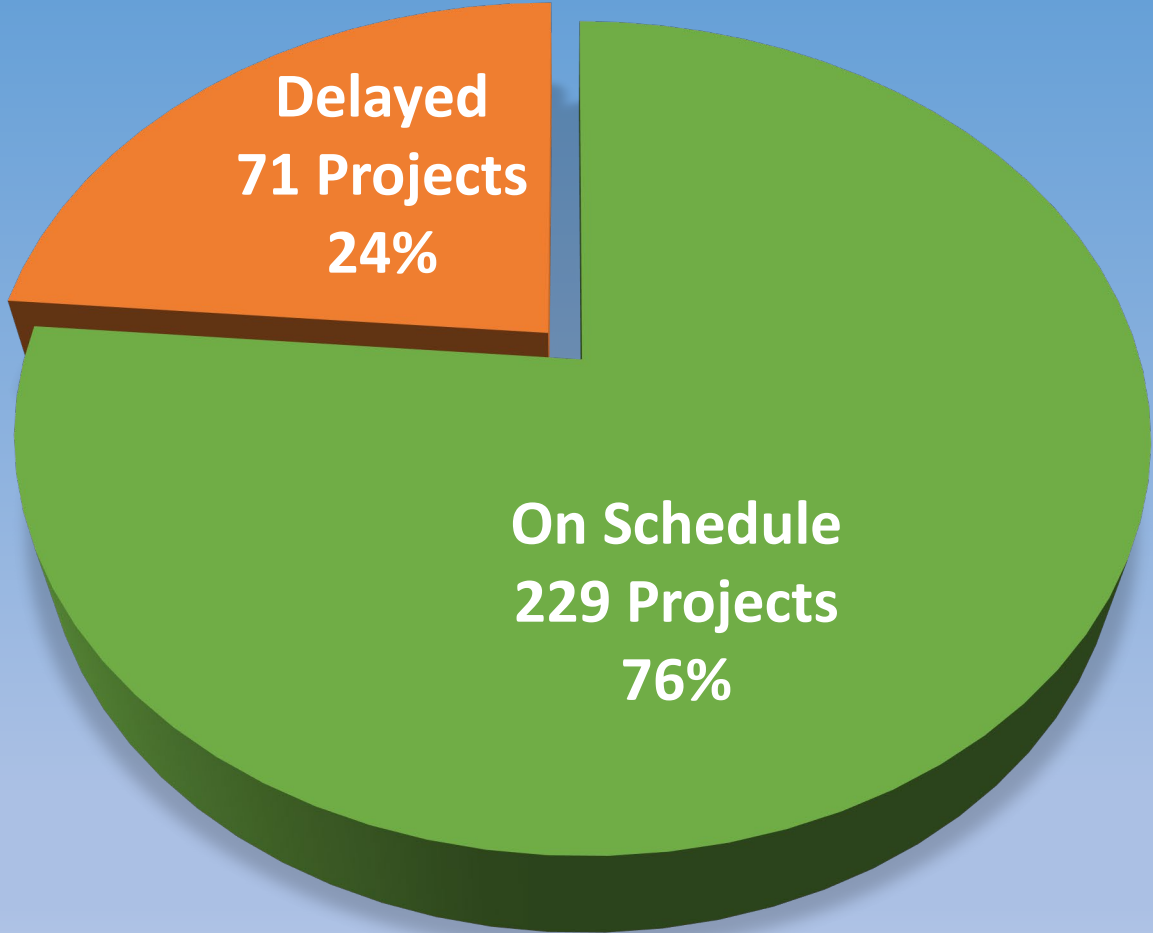
Water - CIP

FY24 Water Score Card	43
FY25 Water Summary	46

FY24 CIP SCORE CARD

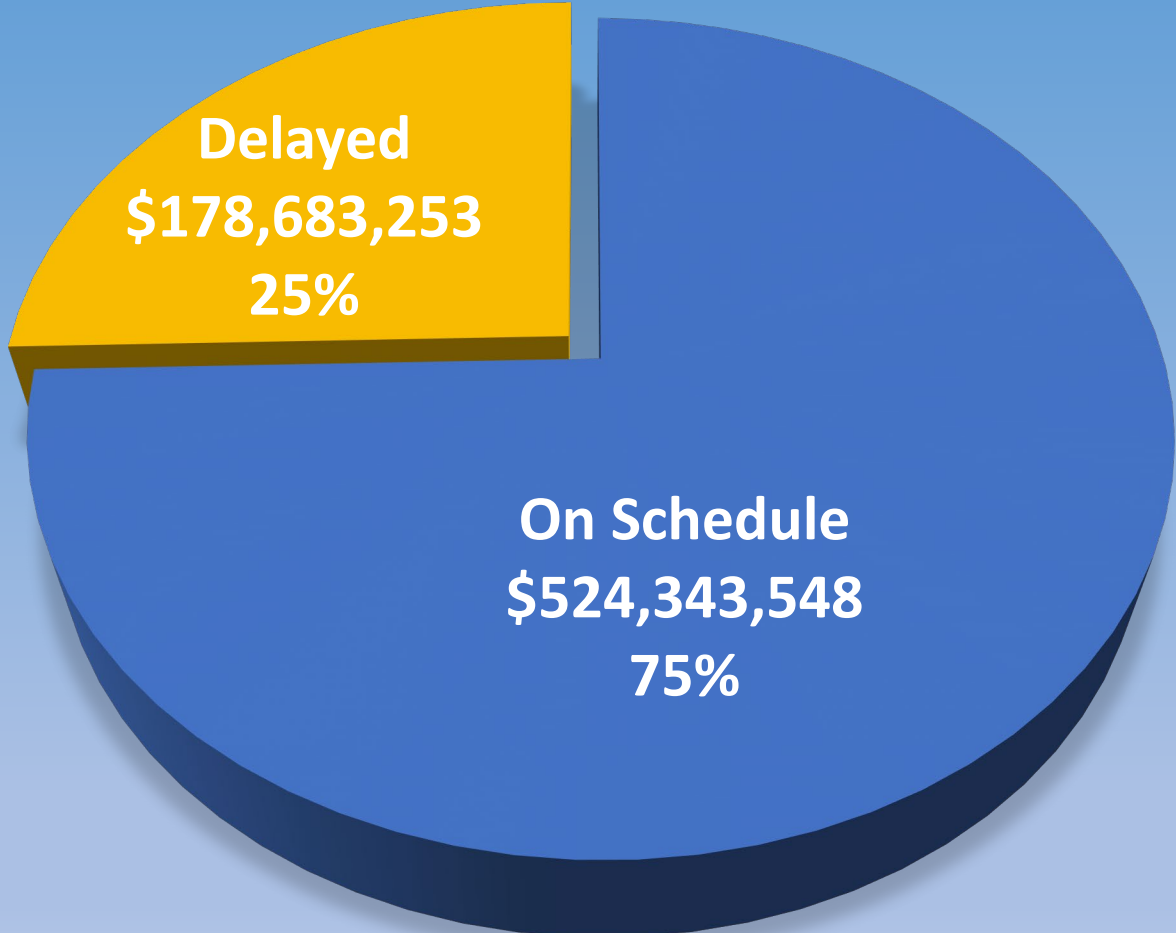
CIP Programs	# of projects	Adopted Budget	# of projects on schedule	# of projects delayed	% of projects on schedule	Budget of projects On Schedule	Budget of projects Delayed	% of Budget On Schedule
Airport	11	\$13,959,000	10	1	91%	\$13,155,000	\$804,000	94%
Economic Development	30	\$28,526,901	20	10	67%	\$19,642,074	\$8,884,827	69%
Parks & Rec	52	\$63,448,282	32	20	62%	\$24,033,813	\$39,414,469	38%
Public Facilities	26	\$19,164,358	24	2	92%	\$12,054,358	\$7,110,000	63%
Public Health & Safety	22	\$57,218,710	15	7	68%	\$32,210,541	\$25,008,169	56%
Streets	57	\$87,014,756	46	11	81%	\$61,603,812	\$25,410,944	71%
Gas	8	\$20,105,190	7	1	88%	\$15,985,190	\$4,120,000	80%
Storm Water	12	\$65,115,372	10	2	83%	\$51,244,305	\$13,871,067	79%
Wastewater	32	\$126,275,893	25	7	78%	\$102,737,116	\$23,538,777	81%
Water	50	\$222,198,339	40	10	80%	\$191,677,339	\$30,521,000	86%
TOTAL	300	\$703,026,801	229	71	76%	\$524,343,548	\$178,683,253	75%

FY24 CIP Status Summary



■ # of projects on schedule ■ # of projects delayed

FY24 CIP Budget Summary

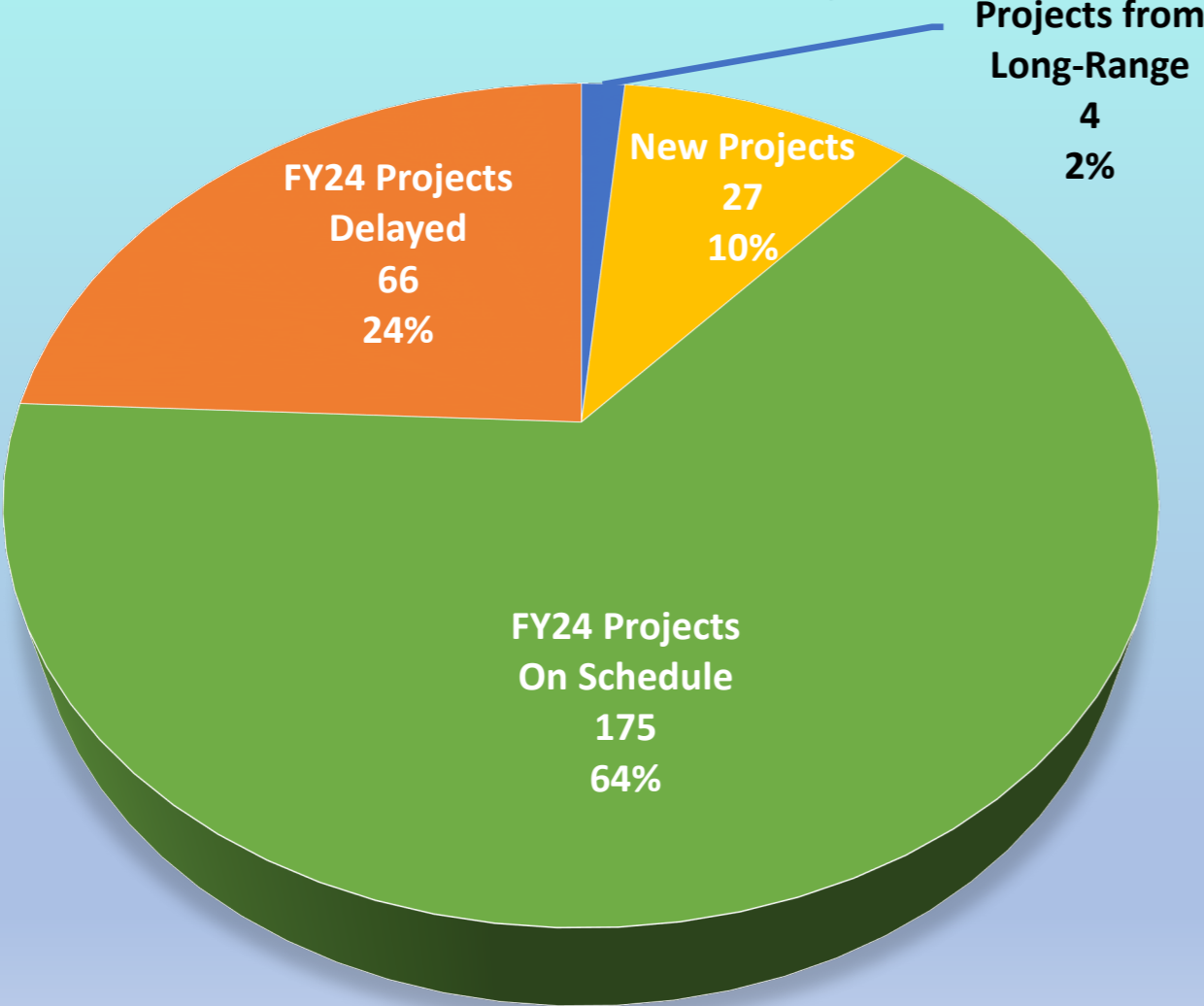


■ Budget of projects On Schedule ■ Budget of projects Delayed

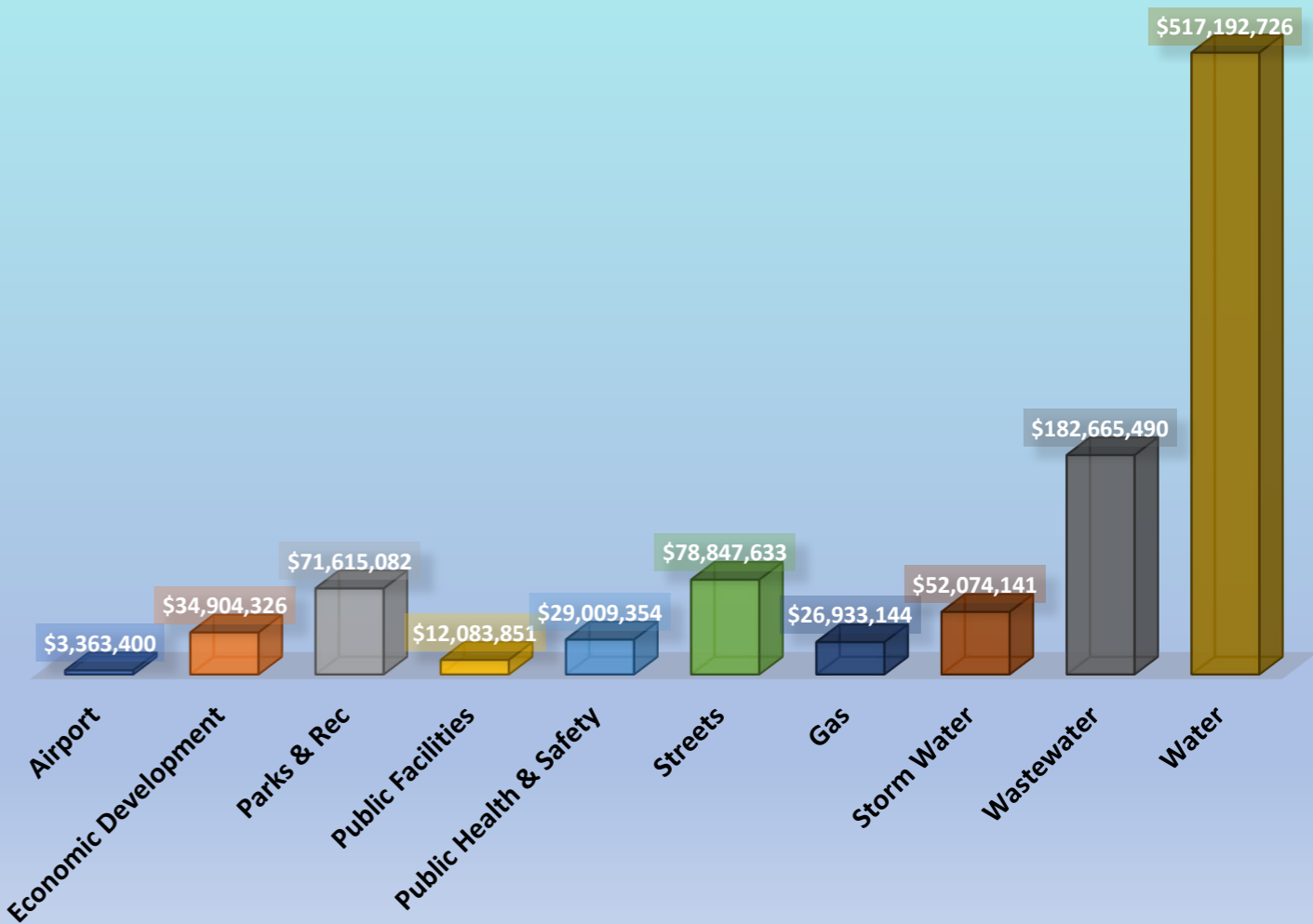
FY25 CIP SUMMARY

CIP Programs	# of projects	# of Projects from Long-Range moving to Short-Range	# of New Projects	# of Project from FY24 (On Schedule)	# of Projects from FY24 (Delayed)	FY25 Proposed CIP Budget
Airport	7	0	2	5	0	\$3,363,400
Economic Development	36	0	13	14	9	\$34,904,326
Parks & Rec	45	0	2	23	20	\$71,615,082
Public Facilities	19	0	0	17	2	\$12,083,851
Public Health & Safety	18	0	2	9	7	\$29,009,354
Streets	44	0	1	32	11	\$78,847,633
Gas	8	0	0	7	1	\$26,933,144
Storm Water	13	0	1	10	2	\$52,074,141
Wastewater	29	2	2	19	6	\$182,665,490
Water	53	2	4	39	8	\$517,192,726
TOTAL	272	4	27	175	66	\$1,008,689,147

FY24 CIP Status Summary



FY25 CIP BUDGET SUMMARY

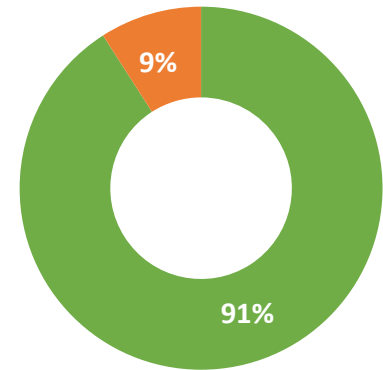


FY24 AIRPORT CIP

Status Summary

	Projects On Schedule	Projects Delayed
Airport projects	10	1
GRAND TOTAL	10	1

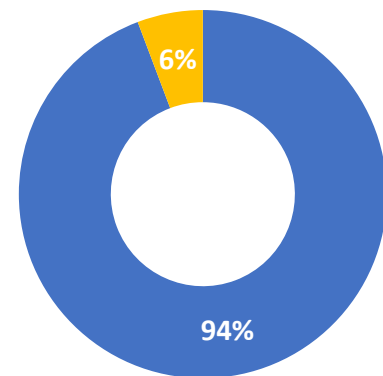
■ Projects On Schedule ■ Projects Delayed



Budget Summary

	Budget On Schedule	Budget Delayed
Airport projects	\$ 13,155,000	\$ 804,000
GRAND TOTAL	\$ 13,155,000	\$ 804,000

■ Budget On Schedule ■ Budget Delayed



(11 Projects) Airport projects:

PROJECT	ON SCHEDULE	DELAYED	FY24 ADOPTED BUDGET
23121 Airport Master Plan	<input checked="" type="checkbox"/>		\$ 1,700,000
26004 Aircraft Rescue Fire Fighting Apron Expansion	<input checked="" type="checkbox"/>		\$ -
23101 Car Rental Ready Return Parking Lot	<input checked="" type="checkbox"/>		\$ 925,000
24004 East GA Hangar #1 Demolition	<input checked="" type="checkbox"/>		\$ 330,000
24005 East GA Hangar #2 & #3 Rehabilitation / Upgrades		<input checked="" type="checkbox"/>	\$ 804,000
26001 Gateway Complex (TNC) Staging Area / Cell Phone Lot	<input checked="" type="checkbox"/>		\$ -
25003 International Drive Rehabilitation and Curbside Upgrades	<input checked="" type="checkbox"/>		\$ -
22303 Rehabilitate Runway 18/36 and Associated Taxiways	<input checked="" type="checkbox"/>		\$ -
22302 Terminal Building Rehabilitation	<input checked="" type="checkbox"/>		\$ 9,000,000
26005 Taxiway Q Extension and Apron (Design Only)	<input checked="" type="checkbox"/>		\$ -
23102 Terminal Building - Baggage Screening Area Upgrades	<input checked="" type="checkbox"/>		\$ 1,200,000
TOTAL AIRPORT PROJECTS	10	1	\$ 13,959,000
GRAND TOTAL	10	1	\$ 13,959,000

Airport Delayed Projects

Notes

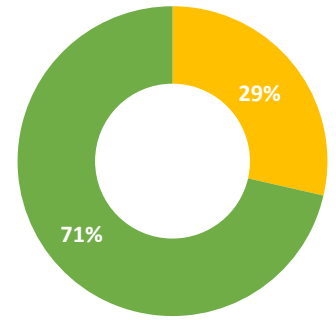
East GA Hangar #2 & #3 Rehabilitation / Upgrades

Project was canceled as an agreement was reached with a third party to lease and rehabilitate / upgrade the hangar.

FY25 AIRPORT CIP

Status Summary				
	Projects from Long-Range	New Projects	FY24 Projects On Schedule	FY24 Projects Delayed
Airport projects	0	2	5	0
GRAND TOTAL	0	2	5	0

■ From Long-Range ■ New ■ On Schedule ■ Delayed



(7 Projects) Airport projects:

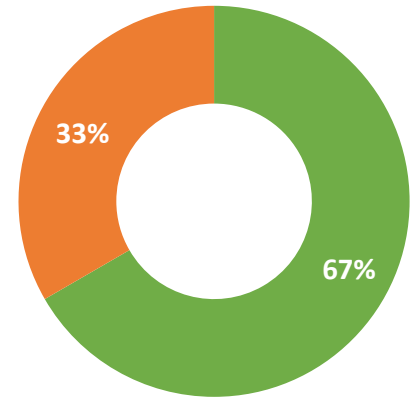
PROJECT	FROM LONG-RANGE	NEW	FY24 ON SCHEDULE	FY24 DELAYED	FY25 PROPOSED BUDGET
26005 Airport Campus Project			<input checked="" type="checkbox"/>		\$ -
26006 Airport Cargo and Business Park Facilities		<input checked="" type="checkbox"/>			\$ -
25006 Airport Drainage Study		<input checked="" type="checkbox"/>			\$ 140,000
23121 Airport Master Plan			<input checked="" type="checkbox"/>		\$ -
25003 International Drive Rehabilitation / Curbside Upgrades			<input checked="" type="checkbox"/>		\$ 750,000
22302 Terminal Building Rehabilitation (Phase 1&2)			<input checked="" type="checkbox"/>		\$ -
23102 Terminal Building - TSA Equipment Relocation Phase 2			<input checked="" type="checkbox"/>		\$ 2,473,400
TOTAL AIRPORT PROJECTS	0	2	5	0	\$ 3,363,400
GRAND TOTAL	0	2	5	0	\$ 3,363,400

FY24 ECONOMIC DEVELOPMENT CIP

Status Summary

	Projects On Schedule	Projects Delayed
American Bank Center projects	9	6
TIF 2 projects	4	2
Seawall projects	7	2
GRAND TOTAL	20	10

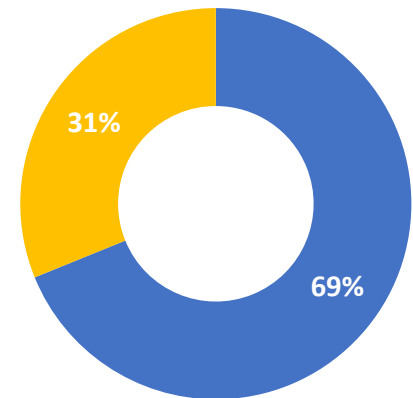
■ Projects On Schedule ■ Projects Delayed



Budget Summary

	Budget On Schedule	Budget Delayed
American Bank Center projects	\$ 13,576,473	\$ 3,416,000
TIF 2 projects	\$ 4,036,553	\$ 3,607,500
Seawall projects	\$ 2,029,048	\$ 1,861,327
GRAND TOTAL	\$ 19,642,074	\$ 8,884,827

■ Budget On Schedule ■ Budget Delayed



(15 Projects) American Bank Center:

PROJECT	ON SCHEDULE	DELAYED	FY24 ADOPTED BUDGET
24120 American Bank Center - Access Control Phase 3	<input checked="" type="checkbox"/>		\$ 300,000
24121 American Bank Center - Arena Deferred Life Safety Improvements		<input checked="" type="checkbox"/>	\$ 1,000,000
23195 American Bank Center - Arena HVAC Improvements	<input checked="" type="checkbox"/>		\$ 5,200,000
21013 American Bank Center - City Terrace and Suite Enhancements	<input checked="" type="checkbox"/>		\$ 3,196,473
24116 American Bank Center - Convention Center HVAC Management	<input checked="" type="checkbox"/>		\$ 300,000
24117 American Bank Center - Exhibit Hall PA	<input checked="" type="checkbox"/>		\$ 300,000
23197 American Bank Center - Exterior Improvements	<input checked="" type="checkbox"/>		\$ 2,980,000
24126 American Bank Center - HG Ballroom Airwall replacement	<input checked="" type="checkbox"/>		\$ 700,000
24125 American Bank Center - Lighting Control in Convention Center	<input checked="" type="checkbox"/>		\$ 300,000
24118 American Bank Center - Marketplace Build Out	<input checked="" type="checkbox"/>		\$ 300,000
23201 American Bank Center - Selena Auditorium Pit Lift		<input checked="" type="checkbox"/>	\$ 654,000
23198 American Bank Center - Selena Auditorium Rigging Points		<input checked="" type="checkbox"/>	\$ 660,000
23199 American Bank Center - Selena Loading Dock Overhead Door		<input checked="" type="checkbox"/>	\$ 327,000
24124 American Bank Center - Spot Light Platform		<input checked="" type="checkbox"/>	\$ 75,000
24127 American Bank Center - Update 3&4 FL Selena Dressing Room		<input checked="" type="checkbox"/>	\$ 700,000
TOTAL AMERICAN BANK CENTER PROJECTS	9	6	\$ 16,992,473

(6 Projects) TIF 2:

PROJECT	ON SCHEDULE	DELAYED	FY24 ADOPTED BUDGET
24132 Effluent Waterline Rehabilitation and Extension	<input checked="" type="checkbox"/>		\$ 166,500
24130 / 24134 North Padre Island Paper Street		<input checked="" type="checkbox"/>	\$ 832,500
24133 North Padre Island Seawall Improvements		<input checked="" type="checkbox"/>	\$ 2,775,000
21200 Packery Channel and Sidewalk TDEM Restoration	<input checked="" type="checkbox"/>		\$ 2,620,053
24129 Packery Channel Capital Repairs	<input checked="" type="checkbox"/>		\$ 1,250,000
20106 Packery Channel Dredging & Beach Nourishment	<input checked="" type="checkbox"/>		\$ -
TOTAL TIF 2 PROJECTS	4	2	\$ 7,644,053

(9 Projects) Seawall:

PROJECT	ON SCHEDULE	DELAYED	FY24 ADOPTED BUDGET
21126 Art Center Repairs	<input checked="" type="checkbox"/>		\$ 314,663
21124 Art Museum Improvements	<input checked="" type="checkbox"/>		\$ 408,511
24131 Art Museum Johnson Building Piping Replacement	<input checked="" type="checkbox"/>		\$ 300,000
E16319 Floodwall Upgrades at Science Museum		<input checked="" type="checkbox"/>	\$ 1,301,581
23105 Harbor Point East Connectivity	<input checked="" type="checkbox"/>		\$ -
21130 McGee Beach Breakwater Renovations-Ph 2		<input checked="" type="checkbox"/>	\$ 559,746
E17117 Salt Flats Levee Improvements	<input checked="" type="checkbox"/>		\$ 505,874
E17041 Seawall Capital Repairs	<input checked="" type="checkbox"/>		\$ 500,000
E16458 Water Garden	<input checked="" type="checkbox"/>		\$ -
TOTAL SEAWALL PROJECTS	7	2	\$ 3,890,375

GRAND TOTAL**20 10 \$ 28,526,901****Economic Development Delayed Projects****Notes**

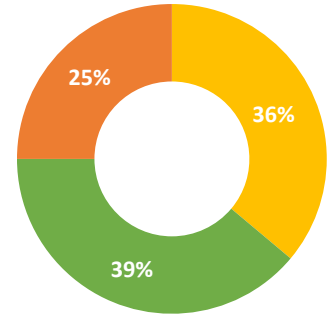
American Bank Center - Arena Deferred Life Safety Improvements	A concept study level assessment of the Arena was performed to identify components of the building that would need to be replaced or modified. The full design will be based on the findings of the study. Additional funding allocated in FY25, will be in FY25 second quarter.
American Bank Center - Selena Auditorium Pit Lift	The scope was re-defined for design of the pit lift system to include the replacement of the stage flooring. Project design is signed and sealed. Moving forward to FMAC bid process.
American Bank Center - Selena Auditorium Rigging Points	Project was canceled. The cost of engineering and construction required to install the rigging was more than the potential return of investment. Funding reallocated to Selena Auditorium Pit Lift and Convention Center HG Ballroom Airwall Replacement projects.
American Bank Center - Selena Loading Dock Overhead Door	The scope of work was re-defined for the replacement of large overhead door, to protect from the elements during deliveries the interior electrical panels equipment in the Selena Auditorium. Bids received and project is moving forward to construction contract award action.
American Bank Center - Spot Light Platform	Additional design scope required to comply with safety concerns and building code. Additional funding reallocated in FY24 for the project. Projected FMAC bid action scheduled in September 2024.
American Bank Center - Update 3&4 FL Selena Dressing Room	Project moved to FY26. Reprioritization of funding for HVAC System and Chiller Replacement project.

Economic Development Delayed Projects	Notes
North Padre Island Paper Street	Professional service agreement is being negotiated with the engineer. Project start delayed to FY25.
North Padre Island Seawall Improvements	Engineering is working with the proper owners to acquire easement.
Floodwall Upgrades at Science Museum	Delayed due to scope changes. Design to begin in FY24 with construction delayed to FY25.
McGee Beach Breakwater Renovations-Ph 2	Professional service agreement is being negotiated with the engineer. Project start delayed to FY25.

FY25 ECONOMIC DEVELOPMENT CIP

Status Summary				
	Projects from Long-Range	New Projects	FY24 Projects On Schedule	FY24 Projects Delayed
American Bank Center projects	0	7	7	5
TIF 2 projects	0	0	4	2
TIF 3 projects	0	2	0	0
Seawall projects	0	0	2	2
Sea District Buildings	0	4	1	0
GRAND TOTAL	0	13	14	9

■ From Long-Range ■ New ■ On Schedule ■ Delayed



(19 Projects) American Bank Center:

PROJECT	FROM LONG-RANGE	NEW	FY24 ON SCHEDULE	FY24 DELAYED	FY25 PROPOSED BUDGET
21013 Arena City Terrace and Suite Enhancements			<input checked="" type="checkbox"/>		\$ -
24121 Arena Deferred Life Safety Improvements				<input checked="" type="checkbox"/>	\$ 2,470,000
23197 Arena Exterior Improvements			<input checked="" type="checkbox"/>		\$ -
23195 Arena HVAC Improvements			<input checked="" type="checkbox"/>		\$ 4,992,869
25020 Arena Fire Alarm System Upgrades		<input checked="" type="checkbox"/>			\$ 150,000
25029 Arena Rehabilitation and Improvements		<input checked="" type="checkbox"/>			\$ 322,000
25021 Arena Roof Replacement		<input checked="" type="checkbox"/>			\$ 560,000
24124 Arena Spot Light Platform				<input checked="" type="checkbox"/>	\$ 152,825
24117 Convention Center Exhibit Hall PA			<input checked="" type="checkbox"/>		\$ -
23197 / 24038 Convention Center Exterior Improvements			<input checked="" type="checkbox"/>		\$ -
25024 Convention Center Flood Mitigation		<input checked="" type="checkbox"/>			\$ 1,811,000
24116 Convention Center HVAC Management System Replacement and Improvements			<input checked="" type="checkbox"/>		\$ 3,128,000
25025 Convention Center HVAC System and Chiller Replacement		<input checked="" type="checkbox"/>			\$ 2,300,000
24125 Convention Center Lighting Control			<input checked="" type="checkbox"/>		\$ 1,505,600
25022 Selena Auditorium Electrical Distribution Equipment and Switchboards		<input checked="" type="checkbox"/>			\$ 770,000
25023 Selena Auditorium Fire Pump Upgrades		<input checked="" type="checkbox"/>			\$ 150,000
23199 Selena Auditorium Loading Dock Overhead Door				<input checked="" type="checkbox"/>	\$ 287,608
23201 Selena Auditorium Pit Lift				<input checked="" type="checkbox"/>	\$ 906,076
24127 Selena Auditorium Third and Fourth Floor Dressing Rooms Update				<input checked="" type="checkbox"/>	\$ -
TOTAL AMERICAN BANK CENTER PROJECTS	0	7	7	5	\$ 19,505,978

(6 Projects) TIF 2:

PROJECT	FROM LONG-RANGE	NEW	FY24 ON SCHEDULE	FY24 DELAYED	FY25 PROPOSED BUDGET
24132 Effluent Waterline Rehabilitation and Extension			<input checked="" type="checkbox"/>		\$ 1,400,000
24130 / 24134 North Padre Island Paper Street				<input checked="" type="checkbox"/>	\$ 832,500
24133 North Padre Island Seawall Improvements				<input checked="" type="checkbox"/>	\$ 3,570,456
21200 Packery Channel and Sidewalk TDEM Restoration			<input checked="" type="checkbox"/>		\$ 500,000
24129 Packery Channel Capital Repairs			<input checked="" type="checkbox"/>		\$ 806,000
24032 Whitecap and Gypsy Bridges Scour Protection			<input checked="" type="checkbox"/>		\$ 1,500,000
TOTAL TIF 2 PROJECTS	0	0	4	2	\$ 8,608,956

(2 Projects) TIF 3:

PROJECT	FROM LONG-RANGE	NEW	FY24 ON SCHEDULE	FY24 DELAYED	FY25 PROPOSED BUDGET
25030 Downtown ADA Improvements Phase 1		<input checked="" type="checkbox"/>			\$ 1,000,000
25031 Taylor St (Lower Broadway to Shoreline)		<input checked="" type="checkbox"/>			\$ 432,000
TOTAL TIF 3 PROJECTS	0	2	0	0	\$ 1,432,000

(4 Projects) Seawall:

PROJECT	FROM LONG-RANGE	NEW	FY24 ON SCHEDULE	FY24 DELAYED	FY25 PROPOSED BUDGET
E16319 Floodwall Upgrades at Science Museum				<input checked="" type="checkbox"/>	\$ 1,271,186
23105 Harbor Point East Connectivity			<input checked="" type="checkbox"/>		\$ -
21130 Marina Breakwater Study				<input checked="" type="checkbox"/>	\$ 530,806
E17041 Seawall Capital Repairs			<input checked="" type="checkbox"/>		\$ 500,000
TOTAL SEAWALL PROJECTS	0	0	2	2	\$ 2,301,992

(5 Projects) Sea District Buildings:

PROJECT	FROM LONG-RANGE	NEW	FY24 ON SCHEDULE	FY24 DELAYED	FY25 PROPOSED BUDGET
24036 Art Museum HVAC System Improvements			<input checked="" type="checkbox"/>		\$ 1,090,000
25034 Harbor Playhouse - Improvements (Design)		<input checked="" type="checkbox"/>			\$ 150,625
25035 Harbor Playhouse - HVAC Systems Improvements		<input checked="" type="checkbox"/>			\$ 485,150
25027 Museum of Science and History - Improvements (Design)		<input checked="" type="checkbox"/>			\$ 265,625
25028 Museum of Science and History - HVAC Systems Improvements		<input checked="" type="checkbox"/>			\$ 1,064,000
TOTAL SEA DISTRICT BUILDINGS PROJECTS	0	4	1	0	\$ 3,055,400

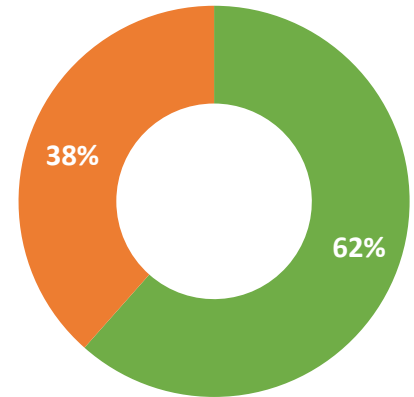
GRAND TOTAL	0	13	14	9	\$ 34,904,326
--------------------	----------	-----------	-----------	----------	----------------------

FY24 PARKS & RECREATION CIP

Status Summary

	Projects On Schedule	Projects Delayed
Parks & Recreation projects	26	12
Harbor Bridge Mitigation projects	1	5
Marina projects	5	3
GRAND TOTAL	32	20

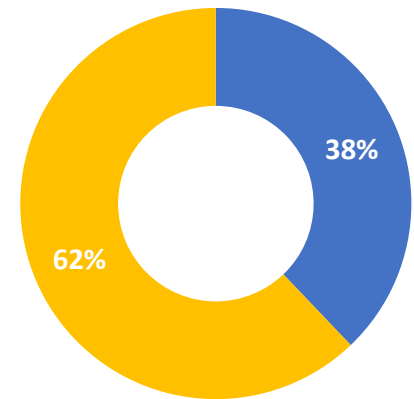
■ Projects On Schedule ■ Projects Delayed



Budget Summary

	Budget On Schedule	Budget Delayed
Parks & Recreation projects	\$ 8,208,747	\$ 11,163,226
Harbor Bridge Mitigation projects	\$ -	\$ 15,936,243
Marina projects	\$ 15,825,066	\$ 12,315,000
GRAND TOTAL	\$ 24,033,813	\$ 39,414,469

■ Budget On Schedule ■ Budget Delayed



(38 Projects) Parks & Recreation:

PROJECT	ON SCHEDULE	DELAYED	FY24 ADOPTED BUDGET
23075 Ben Garza Gym Improvements	<input checked="" type="checkbox"/>		\$ 375,000
22005 / 23053 / 23187 Bill Witt and Lindale Park Upgrades FY 2022	<input checked="" type="checkbox"/>		\$ 412,620
21083 Bill Witt Park - Pool /Aquatic Center	<input checked="" type="checkbox"/>		\$ -
23074 Central Kitchen Generator	<input checked="" type="checkbox"/>		\$ 360,000
23122-23129 City-Wide Park Upgrades FY 2023		<input checked="" type="checkbox"/>	\$ 1,786,241
23168 Cole Park Multigenerational Playground	<input checked="" type="checkbox"/>		\$ 710,002
23041 Cole Park Plaza Shade Structure		<input checked="" type="checkbox"/>	\$ 1,950,000
22008 Cole Park Splash Pad	<input checked="" type="checkbox"/>		\$ -
23173 Commodore Park Improvements (Design Only)	<input checked="" type="checkbox"/>		\$ -
24114 Dr. H.C. Dilworth Park Pavilion		<input checked="" type="checkbox"/>	\$ 320,000
23049 Flour Bluff Dog Park	<input checked="" type="checkbox"/>		\$ 348,500
22018 Gabe Lozano Golf Course	<input checked="" type="checkbox"/>		\$ -
23172 Greenwood Sports Complex - Sparkling City Youth Softball		<input checked="" type="checkbox"/>	\$ 767,500
23171 Greenwood Sports Complex - Universal League Youth Baseball		<input checked="" type="checkbox"/>	\$ 450,000
23170 Greenwood Sports Complex - Westside Pony Baseball		<input checked="" type="checkbox"/>	\$ 3,020,000
23166 Labonte Park Expansion		<input checked="" type="checkbox"/>	\$ 1,525,000

22022	Lakeview Park - Erosion Control	<input checked="" type="checkbox"/>		\$	41,026
24115	Littles-Martin House		<input checked="" type="checkbox"/>	\$	343,485
23167	North Beach Eco Park (Design Only)	<input checked="" type="checkbox"/>		\$	100,000
21082	North Beach Restroom & Parking Facilities	<input checked="" type="checkbox"/>		\$	-
24128	Ocean Drive Parks Pavement Resurfacing		<input checked="" type="checkbox"/>	\$	270,000
23165	Oso Golf Center- Club House (Design Only)	<input checked="" type="checkbox"/>		\$	-
23130-23140	Park Development Improvements FY 2023	<input checked="" type="checkbox"/>		\$	2,129,271
24135-24140	Park Development Improvements FY 2024	<input checked="" type="checkbox"/>		\$	361,162
23011	Parks Operations Building	<input checked="" type="checkbox"/>		\$	77,700
23112	Parks Tourist District Bldg and Warehouse	<input checked="" type="checkbox"/>		\$	330,000
22027	Seawall & Miradors Lighting Improvements	<input checked="" type="checkbox"/>		\$	156,263
18166	Senior Centers - Citywide	<input checked="" type="checkbox"/>		\$	177,151
23052	Sherrill Park Military Monument	<input checked="" type="checkbox"/>		\$	107,052
22007	Sherwood Dog Park	<input checked="" type="checkbox"/>		\$	270,000
23035	South Bay Park	<input checked="" type="checkbox"/>		\$	815,000
23175	St. Denis Park	<input checked="" type="checkbox"/>		\$	273,000
23058	Swantner Park Lights		<input checked="" type="checkbox"/>	\$	250,000
23169	Trestle to Trail Holly Road Project (Pre-Design Only)	<input checked="" type="checkbox"/>		\$	565,000
22006	West Guth Dog Park		<input checked="" type="checkbox"/>	\$	370,000
21084	West Guth Park	<input checked="" type="checkbox"/>		\$	-
24200	Wranosky Park		<input checked="" type="checkbox"/>	\$	111,000
23071	Zahn Rd Restroom Facility at Gulf Beach	<input checked="" type="checkbox"/>		\$	600,000
TOTAL PARKS & RECREATION PROJECTS		26	12	\$	19,371,973

(6 Projects) Harbor Bridge Mitigation:

PROJECT	ON SCHEDULE	DELAYED	FY24 ADOPTED BUDGET
E15101 Harbor Bridge Mitigation (Design Only)	<input checked="" type="checkbox"/>		\$ -
24411 Harbor Bridge Mitigation - Ben Garza Park		<input checked="" type="checkbox"/>	\$ 990,620
24412 Harbor Bridge Mitigation - Dr. H.J. Williams Park		<input checked="" type="checkbox"/>	\$ 1,969,362
24413 Harbor Bridge Mitigation - North Beach Trail		<input checked="" type="checkbox"/>	\$ 1,635,585
24414 Harbor Bridge Mitigation - T.C. Ayers Park		<input checked="" type="checkbox"/>	\$ 2,416,803
24415 Harbor Bridge Mitigation - Washington Coles Park		<input checked="" type="checkbox"/>	\$ 8,923,873
TOTAL HARBOR BRIDGE MITIGATION PROJECTS	1	5	\$ 15,936,243

(8 Projects) Marina:

PROJECT		ON SCHEDULE	DELAYED	FY24 ADOPTED BUDGET
21028	Boat Haul Out/Office/Retail Facility		<input checked="" type="checkbox"/>	\$ 7,000,000
21025	Coopers Boaters Facility - New		<input checked="" type="checkbox"/>	\$ 4,450,000
25121	Dredging Peoples T Head	<input checked="" type="checkbox"/>		\$ 220,000
23141	Master Plan for T- Head / L- Head	<input checked="" type="checkbox"/>		\$ -
23050	Parking Lot Resurfacing L Head		<input checked="" type="checkbox"/>	\$ 865,000
21027	Peoples Boardwalk	<input checked="" type="checkbox"/>		\$ 3,660,000
25132	Replacement of Finger Piers, L, S & T	<input checked="" type="checkbox"/>		\$ -
21026	Replace Piers A, B, C, D & L and Dredging	<input checked="" type="checkbox"/>		\$ 11,945,066
TOTAL MARINA PROJECTS		5	3	\$ 28,140,066
GRAND TOTAL		32	20	\$ 63,448,282

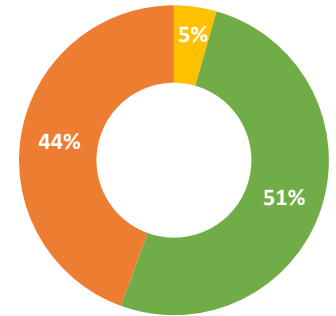
Parks & Recreation Delayed Projects	Notes
City-Wide Park Upgrades FY 2023	Reduced to 5 projects due to cost escalation. HEB Park delay due to grant funding of CDBG. Salinas Park in construction scheduled completion October 2024. Lakeview, Stony Brook, and Holly construction to begin first quarter of FY25.
Cole Park Plaza Shade Structure	Project is at 90% design. Additional design review meetings scheduled for each submittal milestone to ensure overall design aligns with Parks Open Space Master Plan through the selective placement of structures in public gathering spaces with high activity.
Dr. H.C. Dilworth Park Pavilion	Project AE is working towards 100% design submittal. Delay due to grant funding of CDBG.
Greenwood Sports Complex - Sparkling City Youth Softball	Scope contains 3 ballparks for the Greenwood Sports Complex. The scope was re-defined including the facilities current infrastructure, budget, and community feedback. Project is at 60% design. Additional review and design required to incorporate improvements for Bond 2024 scope. Project to bid Spring 2025.
Greenwood Sports Complex - Universal League Youth Baseball	
Greenwood Sports Complex - Westside Pony Baseball	
Labonte Park Expansion	Project is at 30% design. Additional review and design required to incorporate softball and baseball field.
Littles-Martin House	Construction bid opening for Envelope Phase 1 was held July 2024. Delay due to grant funding of CDBG.
Ocean Drive Parks Pavement Resurfacing	Additional review and design required due to cost escalation and value engineering. Proceeding with Oleander Park construction before end of FY24.
Swantner Park Lights	Additional review and design required due to cost escalation and value engineering. AEP to manage construction.
West Guth Dog Park	Additional review and design required due to Police Substation relocating initial project site.

Parks & Recreation Delayed Projects	Notes
Wranosky Park	Turnover in Third Party Developer caused delays in design submittal. Reimbursement agreement going to Council in first quarter of FY25.
Harbor Bridge Mitigation - Ben Garza Park	Scope consists of 5 parks as part of the Harbor Bridget Mitigation agreement. Delayed due to additional coordination and agile approach to scope developments to uphold to the Four Party Agreement requirements. The City's Park Program Development plan was approved by Hillcrest Community Advisory Board (CAB) in April 2024. Scope was changed from splash pad to pool due to community input. The City was unable to move forward with 90% Design until Advanced Fund Agreement were completed by TXDOT. First week of August 2024, the City received the last of the 3 Advanced Funding Agreements (AFA) for these projects, which will be approved through City Council on August 27, 2024. 90% Design Submittal is expected by mid August 2024. The project is expected to bid by December 2024 and construction start on March 2025 and completed by March 2026.
Harbor Bridge Mitigation - Dr. H.J. Williams Park	
Harbor Bridge Mitigation - North Beach Trail	
Harbor Bridge Mitigation - T.C. Ayers Park	
Harbor Bridge Mitigation - Washington Coles Park	
Boat Haul Out/Office/Retail Facility	The three Marina projects are delayed due to two separate projects that will replace the main water and wastewater lines and upgrade the lift station on Coopers L head. The marina projects cannot move forward until the design for the line replacement projects has been completed. The projects are estimated to go into construction in early FY25.
Coopers Boaters Facility - New	
Parking Lot Resurfacing L Head	

FY25 PARKS & RECREATION CIP

Status Summary				
	Projects from Long-Range	New Projects	FY24 Projects On Schedule	FY24 Projects Delayed
Parks & Recreation projects	0	1	18	12
Harbor Bridge Mitigation projects	0	1	1	5
Marina projects	0	0	4	3
GRAND TOTAL	0	2	23	20

■ From Long-Range ■ New ■ On Schedule ■ Delayed



(31 Projects) Parks & Recreation:

PROJECT	FROM LONG-RANGE	NEW	FY24 ON SCHEDULE	FY24 DELAYED	FY25 PROPOSED BUDGET
23075 Ben Garza Gym Improvements			<input checked="" type="checkbox"/>		\$ -
21083 Bill Witt Park - Pool /Aquatic Center			<input checked="" type="checkbox"/>		\$ -
23074 Central Kitchen Generator			<input checked="" type="checkbox"/>		\$ -
23123-23129 City-Wide Park Upgrades FY 2023				<input checked="" type="checkbox"/>	\$ 1,661,445
23041 Cole Park Plaza Shade Structure				<input checked="" type="checkbox"/>	\$ 1,807,457
23173 Commodore Park Improvements			<input checked="" type="checkbox"/>		\$ 1,357,362
24114 Dr. H.C. Dilworth Park Pavilion				<input checked="" type="checkbox"/>	\$ 372,983
24100 Flour Bluff - Parker Park Dog Park			<input checked="" type="checkbox"/>		\$ 298,363
23171 Greenwood Sports Complex 1 - (formerly Universal League)				<input checked="" type="checkbox"/>	\$ 439,390
23172 Greenwood Sports Complex 2 - (formerly Sparkling City)				<input checked="" type="checkbox"/>	\$ 793,425
23170 Greenwood Sports Complex 3 - (formerly Westside Pony)				<input checked="" type="checkbox"/>	\$ 3,110,560
23124 HEB Park Improvements			<input checked="" type="checkbox"/>		\$ 1,341,379
23166 Labonte Park Expansion				<input checked="" type="checkbox"/>	\$ 1,364,429
24115 Littles-Martin House				<input checked="" type="checkbox"/>	\$ 1,070,996
23167 North Beach Eco Park (Design Only)			<input checked="" type="checkbox"/>		\$ 100,000
24122 / 24123 Ocean Drive Parks Pavement Resurfacing				<input checked="" type="checkbox"/>	\$ 254,250
23165 Oso Golf Center- Club House (Design Only)			<input checked="" type="checkbox"/>		\$ -
23130-23140 Park Development Improvements FY 2023			<input checked="" type="checkbox"/>		\$ 311,216
24135-24140 Park Development Improvements FY 2024			<input checked="" type="checkbox"/>		\$ 98,182
25134 Park Development Improvements FY 2025		<input checked="" type="checkbox"/>			\$ 614,963
23138 / 24139 Park Development Improvements - Bill Witt Park			<input checked="" type="checkbox"/>		\$ 799,000
23011 Parks Operations Building (Design Only)			<input checked="" type="checkbox"/>		\$ -
22012 Parks Tourist District Facility and Warehouse			<input checked="" type="checkbox"/>		\$ -
23052 Sherrill Veterans Memorial Park (Design Only)			<input checked="" type="checkbox"/>		\$ -
23035 South Bay Park Erosion Mitigation			<input checked="" type="checkbox"/>		\$ -
23175 St. Denis Park Playground Improvement			<input checked="" type="checkbox"/>		\$ -
23058 Swantner Park Lighting Improvements				<input checked="" type="checkbox"/>	\$ 226,783
23169 Trestle to Trail Holly Road Project (Pre-Design Only)			<input checked="" type="checkbox"/>		\$ -
22006 West Guth Park Dog Park				<input checked="" type="checkbox"/>	\$ 630,662
24200 Wranosky Park Improvements				<input checked="" type="checkbox"/>	\$ 111,000
23071 Zahn Rd Lifeguard and Restroom Facility			<input checked="" type="checkbox"/>		\$ 5,573,869
TOTAL PARKS & RECREATION PROJECTS	0	1	18	12	\$ 22,337,714

(7 Projects) Harbor Bridge Mitigation:

PROJECT	FROM LONG-RANGE	NEW	FY24 ON SCHEDULE	FY24 DELAYED	FY25 PROPOSED BUDGET
E15101 Harbor Bridge Mitigation (Design Only)			<input checked="" type="checkbox"/>		\$ -
24411 Harbor Bridge Mitigation - Ben Garza Park				<input checked="" type="checkbox"/>	\$ 949,032
24412 Harbor Bridge Mitigation - Dr. H.J. Williams Park				<input checked="" type="checkbox"/>	\$ 1,940,694
24413 Harbor Bridge Mitigation - North Beach Trail				<input checked="" type="checkbox"/>	\$ 1,610,372
24416 Harbor Bridge Mitigation - T.C. Ayers Aquatic Center		<input checked="" type="checkbox"/>			\$ 5,500,000
24414 Harbor Bridge Mitigation - T.C. Ayers Park				<input checked="" type="checkbox"/>	\$ 2,388,759
24415 Harbor Bridge Mitigation - Washington Coles Park				<input checked="" type="checkbox"/>	\$ 8,804,842
TOTAL HARBOR BRIDGE MITIGATION PROJECTS	0	1	1	5	\$ 21,193,699

(7 Projects) Marina:

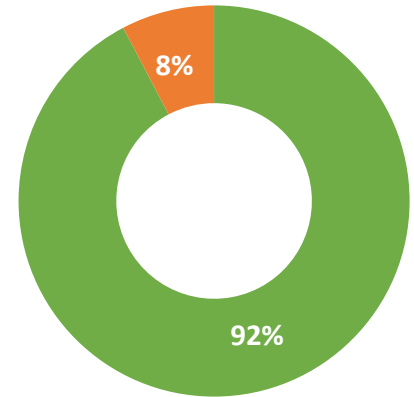
PROJECT	FROM LONG-RANGE	NEW	FY24 ON SCHEDULE	FY24 DELAYED	FY25 PROPOSED BUDGET
21028 Boat Haul Out/Office/Retail Facility				<input checked="" type="checkbox"/>	\$ 8,010,872
21025 Coopers Boaters Facility				<input checked="" type="checkbox"/>	\$ 5,072,797
25121 Dredging Peoples T Head			<input checked="" type="checkbox"/>		\$ 4,000,000
23050 Parking Lot Resurfacing L Head				<input checked="" type="checkbox"/>	\$ -
21027 Peoples Boardwalk			<input checked="" type="checkbox"/>		\$ 11,000,000
25132 Replacement of Finger Piers - Lawrence Street T-Head			<input checked="" type="checkbox"/>		\$ -
21026 Replace Piers A, B, C, D & L and Dredging			<input checked="" type="checkbox"/>		\$ -
TOTAL MARINA PROJECTS	0	0	4	3	\$ 28,083,669
GRAND TOTAL	0	2	23	20	\$ 71,615,082

FY24 PUBLIC FACILITIES CIP

Status Summary

	Projects On Schedule	Projects Delayed
Animal Care projects	1	0
City Hall projects	11	0
Development Services Building projects	1	1
Fleet & Facilities Buildings projects	6	0
Libraries projects	2	1
Public Health Building projects	2	0
Sea District Buildings projects	1	0
GRAND TOTAL	24	2

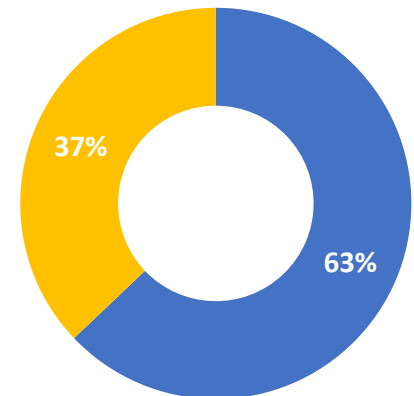
■ Projects On Schedule ■ Projects Delayed



Budget Summary

	Budget On Schedule	Budget Delayed
Animal Care projects	\$ 1,154,175	\$ -
City Hall projects	\$ 4,352,982	\$ -
Development Services Building projects	\$ -	\$ 3,885,000
Fleet & Facilities Buildings projects	\$ 1,959,469	\$ -
Libraries projects	\$ 2,633,449	\$ 3,225,000
Public Health Building projects	\$ 1,954,283	\$ -
Sea District Buildings projects	\$ -	\$ -
GRAND TOTAL	\$ 12,054,358	\$ 7,110,000

■ Budget On Schedule ■ Budget Delayed



(1 Project) Animal Care:

PROJECT	ON SCHEDULE	DELAYED	FY24 ADOPTED BUDGET
24101 Animal Care Kennels	<input checked="" type="checkbox"/>		\$ 1,154,175
TOTAL ANIMAL CARE PROJECTS	1	0	\$ 1,154,175

(11 Projects) City Hall:

PROJECT	ON SCHEDULE	DELAYED	FY24 ADOPTED BUDGET
22202	City Hall Carpet replacement	<input checked="" type="checkbox"/>	\$ 255,000
22011	City Hall Council Chambers Renovations Ph.1/Ph.2	<input checked="" type="checkbox"/>	\$ -
22028	City Hall Envelope Improvements	<input checked="" type="checkbox"/>	\$ 1,564,897
24141	City Hall Exterior Illumination	<input checked="" type="checkbox"/>	\$ 145,965
21023	City Hall Fencing and Gates	<input checked="" type="checkbox"/>	\$ 178,010
24008	City Hall Lighting Improvements	<input checked="" type="checkbox"/>	\$ 257,500
23001	City Hall Parking Lot	<input checked="" type="checkbox"/>	\$ 507,135
20285	City Hall Roof	<input checked="" type="checkbox"/>	\$ 1,172,139
24025	City Hall Sam Rankin Parking Lot	<input checked="" type="checkbox"/>	\$ 199,509
22201	City Hall Skylight Replacement and Exterior Lighting	<input checked="" type="checkbox"/>	\$ 72,827
24009	City Hall Window System Upgrade	<input checked="" type="checkbox"/>	\$ -
TOTAL CITY HALL PROJECTS		11	\$ 4,352,982

(2 Projects) Development Services Building:

PROJECT	ON SCHEDULE	DELAYED	FY24 ADOPTED BUDGET
20254	Development Services Remodel and Parking	<input checked="" type="checkbox"/>	\$ 3,885,000
24011	FDHQ-DSD HVAC & Electrical Repair Floors 2-4	<input checked="" type="checkbox"/>	\$ -
TOTAL DEVELOPMENT SERVICES BUILDING PROJECTS		1	\$ 3,885,000

(6 Projects) Fleet & Facilities Buildings:

PROJECT	ON SCHEDULE	DELAYED	FY24 ADOPTED BUDGET
23003	Asset Management - Facilities Administrative Offices	<input checked="" type="checkbox"/>	\$ 551,373
24014	Asset Management - Fleet & Facilities Parking Lot	<input checked="" type="checkbox"/>	\$ -
24015	Asset Management - Fleet Administrative & Parts Facility	<input checked="" type="checkbox"/>	\$ 628,974
24006	Asset Management - Fleet Vehicle Wash Facility	<input checked="" type="checkbox"/>	\$ 198,915
24013	Asset Management - Heavy Equipment Repair and Oil-Lube Facility	<input checked="" type="checkbox"/>	\$ -
24215	Asset Management - Service Center Secure Enclave	<input checked="" type="checkbox"/>	\$ 580,207
TOTAL FLEET & FACILITIES BUILDINGS PROJECTS		6	\$ 1,959,469

(3 Projects) Libraries:

PROJECT	ON SCHEDULE	DELAYED	FY24 ADOPTED BUDGET
23048	La Retama Central Library Emergency Generator	<input checked="" type="checkbox"/>	\$ 1,070,000
23181	La Retama Central Library Renovations (Exterior)	<input checked="" type="checkbox"/>	\$ 3,225,000
22026	Library Improvements-City-Wide Upgrades	<input checked="" type="checkbox"/>	\$ 1,563,449
TOTAL LIBRARIES PROJECTS		2	\$ 5,858,449

(2 Projects) Public Health Building:

PROJECT	ON SCHEDULE	DELAYED	FY24 ADOPTED BUDGET
18181 / 23039 Public Health Department Building Improvements	<input checked="" type="checkbox"/>		\$ 1,683,204
24210 Public Health Department Site Improvements	<input checked="" type="checkbox"/>		\$ 271,079
TOTAL PUBLIC HEALTH BUILDING PROJECTS	2	0	\$ 1,954,283

(1 Project) Sea District Buildings:

PROJECT	ON SCHEDULE	DELAYED	FY24 ADOPTED BUDGET
18173 Museum of Science and History - Bond 2018	<input checked="" type="checkbox"/>		\$ -
TOTAL SEA DISTRICT BUILDINGS PROJECTS	1	0	\$ -

GRAND TOTAL	24	2	\$ 19,164,358
--------------------	-----------	----------	----------------------

Public Facilities Delayed Projects**Notes**

Development Services Remodel and Parking

The design was put on hold due to project scope changes. Additional funding is required to renovate the entire first floor of the building.

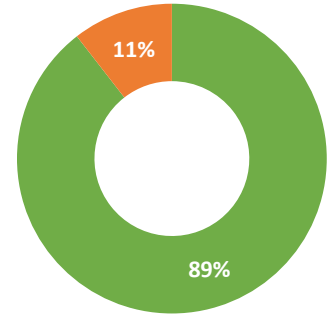
La Retama Central Library Renovations (Exterior)

The design was put on hold because the original A/E Firm was acquired by a different A/E Firm. Additional time was required to revise the design contract before proceeding with project planning.

FY25 PUBLIC FACILITIES CIP

Status Summary				
	Projects from Long-Range	New Projects	FY24 Projects On Schedule	FY24 Projects Delayed
Animal Care projects	0	0	1	0
City Hall projects	0	0	10	0
Development Services Building projects	0	0	0	1
Fleet & Facilities Buildings projects	0	0	3	0
Libraries projects	0	0	2	1
Public Health Building projects	0	0	1	0
GRAND TOTAL	0	0	17	2

■ From Long-Range ■ New ■ On Schedule ■ Delayed



(1 Project) Animal Care:

PROJECT	FROM LONG-RANGE	NEW	FY24 ON SCHEDULE	FY24 DELAYED	FY25 PROPOSED BUDGET
24101 Animal Care Kennels			<input checked="" type="checkbox"/>		\$ -
TOTAL ANIMAL CARE PROJECTS	0	0	1	0	\$ -

(10 Projects) City Hall:

PROJECT	FROM LONG-RANGE	NEW	FY24 ON SCHEDULE	FY24 DELAYED	FY25 PROPOSED BUDGET
22202 City Hall Carpet Replacement			<input checked="" type="checkbox"/>		\$ 204,000
22028 City Hall Envelope Improvements			<input checked="" type="checkbox"/>		\$ -
24141 City Hall Exterior Illumination			<input checked="" type="checkbox"/>		\$ 618,825
21023 City Hall Fencing and Gates			<input checked="" type="checkbox"/>		\$ -
24008 City Hall Lighting Improvements			<input checked="" type="checkbox"/>		\$ -
23001 City Hall Parking Lot (Design Only)			<input checked="" type="checkbox"/>		\$ -
20285 City Hall Roof			<input checked="" type="checkbox"/>		\$ -
24025 City Hall Sam Rankin Parking Lot (Design Only)			<input checked="" type="checkbox"/>		\$ -
22201 City Hall Skylight Replacement			<input checked="" type="checkbox"/>		\$ 742,590
24009 City Hall Window System and Envelope Upgrades			<input checked="" type="checkbox"/>		\$ 928,238
TOTAL CITY HALL PROJECTS	0	0	10	0	\$ 2,493,653

(1 Project) Development Services Building:

PROJECT	FROM LONG-RANGE	NEW	FY24 ON SCHEDULE	FY24 DELAYED	FY25 PROPOSED BUDGET
20254 Development Services Remodel and Parking				<input checked="" type="checkbox"/>	\$ 581,930
TOTAL DEVELOPMENT SERVICES BUILDING PROJECTS	0	0	0	1	\$ 581,930

(3 Projects) Fleet & Facilities Buildings:

PROJECT	FROM LONG-RANGE	NEW	FY24 ON SCHEDULE	FY24 DELAYED	FY25 PROPOSED BUDGET
24006 Asset Management - Fleet Vehicle Wash Facility (Design Only)			<input checked="" type="checkbox"/>		\$ -
25133 Asset Management - Service Center Facilities (Design Only)			<input checked="" type="checkbox"/>		\$ 3,710,351
24215 Asset Management - Service Center Secure Enclave			<input checked="" type="checkbox"/>		\$ 2,078,464
TOTAL FLEET & FACILITIES BUILDINGS PROJECTS	0	0	3	0	\$ 5,788,815

(3 Projects) Libraries:

PROJECT	FROM LONG-RANGE	NEW	FY24 ON SCHEDULE	FY24 DELAYED	FY25 PROPOSED BUDGET
23048 La Retama Central Library Emergency Generator			<input checked="" type="checkbox"/>		\$ -
23181 La Retama Central Library Renovations (Exterior)				<input checked="" type="checkbox"/>	\$ 3,219,453
23185 Library Improvements-City-Wide (Neyland)			<input checked="" type="checkbox"/>		\$ -
TOTAL LIBRARIES PROJECTS	0	0	2	1	\$ 3,219,453

(1 Project) Public Health Building:

PROJECT	FROM LONG-RANGE	NEW	FY24 ON SCHEDULE	FY24 DELAYED	FY25 PROPOSED BUDGET
18181 / 23039 / 24210 Public Health Department Building and Site Improvements			<input checked="" type="checkbox"/>		\$ -
TOTAL PUBLIC HEALTH BUILDING PROJECTS	0	0	1	0	\$ -

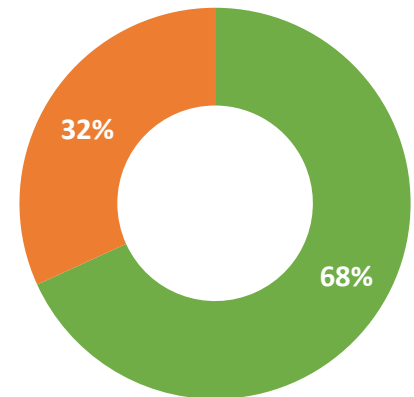
GRAND TOTAL	0	0	17	2	\$ 12,083,851
--------------------	----------	----------	-----------	----------	----------------------

FY24 PUBLIC HEALTH & SAFETY CIP

Status Summary

	Projects On Schedule	Projects Delayed
Solid Waste projects	6	5
Police projects	4	1
Fire projects	5	1
GRAND TOTAL	15	7

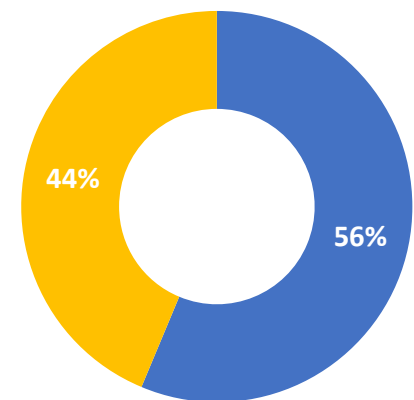
■ Projects On Schedule ■ Projects Delayed



Budget Summary

	Budget On Schedule	Budget Delayed
Solid Waste projects	\$ 14,089,187	\$ 17,338,169
Police projects	\$ 3,613,205	\$ 3,670,000
Fire projects	\$ 14,508,149	\$ 4,000,000
GRAND TOTAL	\$ 32,210,541	\$ 25,008,169

■ Budget On Schedule ■ Budget Delayed



(11 Projects) Solid Waste:

PROJECT	ON SCHEDULE	DELAYED	FY24 ADOPTED BUDGET
23099 C. F. Valenzuela Backup Generators		<input checked="" type="checkbox"/>	\$ 497,511
23118 C. F. Valenzuela Gas Collection System -3C	<input checked="" type="checkbox"/>		\$ -
23070 C. F. Valenzuela Landfill Expansion Feasibility	<input checked="" type="checkbox"/>		\$ -
21034 / 21036 C. F. Valenzuela Landfill Road Improvements		<input checked="" type="checkbox"/>	\$ 5,156,635
21035 C. F. Valenzuela Landfill Sector 2A Cell Dev	<input checked="" type="checkbox"/>		\$ 8,800,000
26110 C. F. Valenzuela Landfill Sector 3B Cell Dev	<input checked="" type="checkbox"/>		\$ -
24105 Erosion Control Life Cycle Improvements	<input checked="" type="checkbox"/>		\$ 133,000
21033 J.C. Elliott Landfill Road Improvements	<input checked="" type="checkbox"/>		\$ 5,156,187
20288 Solid Waste Compost Facility		<input checked="" type="checkbox"/>	\$ 4,759,940
E16338 Solid Waste Drainage Lifecycle Improvements		<input checked="" type="checkbox"/>	\$ 930,000
21007 Solid Waste Facility Complex		<input checked="" type="checkbox"/>	\$ 5,994,083
TOTAL SOLID WASTE PROJECTS	6	5	\$ 31,427,356

(5 Projects) Police:

PROJECT	ON SCHEDULE	DELAYED	FY24 ADOPTED BUDGET
23176 Calallen Police Substation (Design Only)	<input checked="" type="checkbox"/>		\$ 500,000
23177 Far South Police Substation		<input checked="" type="checkbox"/>	\$ 3,670,000
21086 Police Academy	<input checked="" type="checkbox"/>		\$ 894,157
18176 Police Headquarters	<input checked="" type="checkbox"/>		\$ -
18038 Police Radio Communication System	<input checked="" type="checkbox"/>		\$ 2,219,048
TOTAL POLICE PROJECTS	4	1	\$ 7,283,205

(6 Projects) Fire:

PROJECT	ON SCHEDULE	DELAYED	FY24 ADOPTED BUDGET
18177 Fire Headquarters & EOC	<input checked="" type="checkbox"/>		\$ 109,523
23180 Fire Resource Center - Ph. 2 (EMS Central)	<input checked="" type="checkbox"/>		\$ 4,000,000
21085 Fire Station #3	<input checked="" type="checkbox"/>		\$ 11,389,505
23178 Fire Station #8 (Design Only)	<input checked="" type="checkbox"/>		\$ 1,300,000
23179 Fire Station #10 (Design Only)	<input checked="" type="checkbox"/>		\$ 1,300,000
18180 Fire Stations 2, 6, 7 and 15 (Interior Improvements)		<input checked="" type="checkbox"/>	\$ 409,121
TOTAL FIRE PROJECTS	5	1	\$ 18,508,149

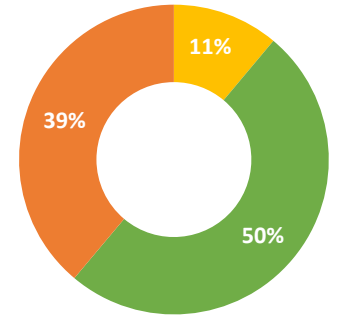
GRAND TOTAL	15	7	\$ 57,218,710
--------------------	-----------	----------	----------------------

Public Health & Safety Delayed Projects	Notes
C. F. Valenzuela Backup Generators	100% Design submitted. Currently at DSD for permit review and CAP for bid package. Construction to begin in early FY25.
C. F. Valenzuela Landfill Road Improvements	100% Design complete. Construction bid to publish and contractor selected in FY24. Construction to begin in early FY25.
Solid Waste Compost Facility	TCEQ permit complete. 60% Design due week of 08/05. Construction start delayed due to TCEQ permitting.
Solid Waste Drainage Lifecycle Improvements	Solid Waste commissioned and assessment of drainage channel and outfall, completed FY23. Request for RFQ through engineering department submitted November 2023, but put on hold, pending re-location and design of the compost facility that moved to Landfill property. Project now moving forward with Compost Facility.
Solid Waste Facility Complex	Initial permit application being drafted for submittal to TCEQ by consulting engineers, ETA September 2024. Primary consultant had problems with subconsultant, now corrected. Physical project cannot move forward until permit approved.
Far South Police Substation	Estimated construction costs exceeded Bond 2022 funding. Construction delayed until passage of Bond 2024.
Fire Resource Center - Ph. 2 (EMS Central)	The design contract was executed 7 months after City Council approved the design proposal. The 60% design submittal was provided 3 months after the proposed due date. The project is anticipated to go into construction in FY25.

FY25 PUBLIC HEALTH & SAFETY CIP

Status Summary				
	Projects from Long-Range	New Projects	FY24 Projects On Schedule	FY24 Projects Delayed
Solid Waste projects	0	2	3	5
Police projects	0	0	3	1
Fire projects	0	0	3	1
GRAND TOTAL	0	2	9	7

■ From Long-Range ■ New ■ On Schedule ■ Delayed



(10 Projects) Solid Waste:

PROJECT	FROM LONG-RANGE	NEW	FY24 ON SCHEDULE	FY24 DELAYED	FY25 PROPOSED BUDGET
23099 C. F. Valenzuela Backup Generators				<input checked="" type="checkbox"/>	\$ 491,304
23070 C. F. Valenzuela Landfill Expansion Feasibility			<input checked="" type="checkbox"/>		\$ -
21034 / 21036 C. F. Valenzuela Landfill Road Improvements				<input checked="" type="checkbox"/>	\$ 4,450,000
26110 C. F. Valenzuela Landfill Sector 3B Cell Dev			<input checked="" type="checkbox"/>		\$ -
26111 Compost Bagging Operation and Expansion		<input checked="" type="checkbox"/>			\$ -
24105 Erosion Control Life Cycle Improvements			<input checked="" type="checkbox"/>		\$ 865,000
26112 Improvements to Cefe Valenzuela Admin Buildings		<input checked="" type="checkbox"/>			\$ 600,000
20288 Solid Waste Compost Facility				<input checked="" type="checkbox"/>	\$ 4,130,701
E16338 Solid Waste Drainage Lifecycle Improvements				<input checked="" type="checkbox"/>	\$ 930,000
21007 Solid Waste Facility Complex				<input checked="" type="checkbox"/>	\$ 5,970,165
TOTAL SOLID WASTE PROJECTS	0	2	3	5	\$ 17,437,170

(4 Projects) Police:

PROJECT	FROM LONG-RANGE	NEW	FY24 ON SCHEDULE	FY24 DELAYED	FY25 PROPOSED BUDGET
23177 Far South Police Substation				<input checked="" type="checkbox"/>	\$ 3,711,858
23176 Northwest Police Substation (Design Only)			<input checked="" type="checkbox"/>		\$ 730,953
21086 Police Academy			<input checked="" type="checkbox"/>		\$ -
18038 Police Radio Communication System			<input checked="" type="checkbox"/>		\$ 1,388,331
TOTAL POLICE PROJECTS	0	0	3	1	\$ 5,831,142

(4 Projects) Fire:

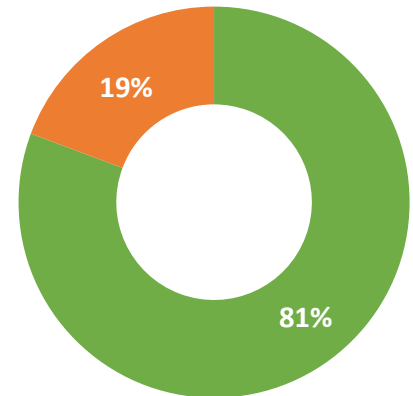
PROJECT	FROM LONG-RANGE	NEW	FY24 ON SCHEDULE	FY24 DELAYED	FY25 PROPOSED BUDGET
23180 Fire Resource Center - Phase 2				<input checked="" type="checkbox"/>	\$ 3,660,802
21085 Fire Station #3			<input checked="" type="checkbox"/>		\$ -
23178 Fire Station #8 (Design Only)			<input checked="" type="checkbox"/>		\$ 724,040
23179 Fire Station #10 (Design Only)			<input checked="" type="checkbox"/>		\$ 1,356,200
TOTAL FIRE PROJECTS	0	0	3	1	\$ 5,741,042
GRAND TOTAL	0	2	9	7	\$ 29,009,354

FY24 STREETS CIP

Status Summary

	Projects On Schedule	Projects Delayed
Streets projects	46	11
GRAND TOTAL	46	11

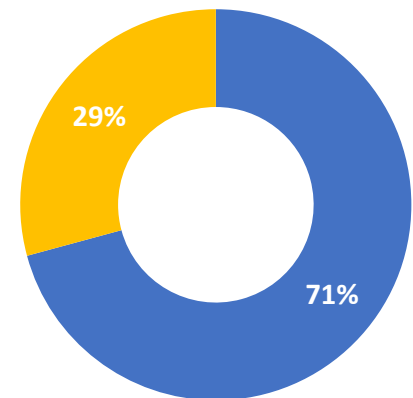
■ Projects On Schedule ■ Projects Delayed



Budget Summary

	Budget On Schedule	Budget Delayed
Streets projects	\$ 61,603,812	\$ 25,410,944
GRAND TOTAL	\$ 61,603,812	\$ 25,410,944

■ Budget On Schedule ■ Budget Delayed



(57 Projects) Streets projects:

PROJECT	ON SCHEDULE	DELAYED	FY24 ADOPTED BUDGET
23164 Aaron Dr -(Saratoga to Summer Winds)		<input checked="" type="checkbox"/>	\$ 3,690,230
18002 / 18006 ADA Improvements	<input checked="" type="checkbox"/>		\$ 1,421,135
21053 Airport Rd - (Morgan to Horne)	<input checked="" type="checkbox"/>		\$ 3,726,550
18005 / 21051 Alameda St - (Louisiana to Texan Trail)	<input checked="" type="checkbox"/>		\$ -
23157 Alameda St. - (Texan to Doddridge) Design Only	<input checked="" type="checkbox"/>		\$ -
23156 Alameda St. - (Airline to Everhart)		<input checked="" type="checkbox"/>	\$ 18,665,505
21062 Beach Access Rd No 3 - (SH361 to Beach)		<input checked="" type="checkbox"/>	\$ 3,895,734
18007 Beach Ave - (DE- Gulfbreeze to Causeway Blvd)	<input checked="" type="checkbox"/>		\$ -
23158 Bonner Dr. (Everhart to Flynn)		<input checked="" type="checkbox"/>	\$ 7,517,160
18008 Brawner Pkwy - (Kostoryz Rd to Carroll Ln)	<input checked="" type="checkbox"/>		\$ -
21050 Brownlee Blvd - (Staples to Morgan)	<input checked="" type="checkbox"/>		\$ 3,808,484
18009 Calallen Dr - (Red Bird Ln to Burning Tree Ln)		<input checked="" type="checkbox"/>	\$ 1,735,648

PROJECT		ON SCHEDULE	DELAYED	FY24 ADOPTED BUDGET
21054	Carroll Lane - (Holly to Dead End)	<input checked="" type="checkbox"/>		\$ -
23159	Carroll Lane - (SH358 to Holly)	<input checked="" type="checkbox"/>		\$ -
18011	Castenon St - (Trojan Dr to Delgado St)		<input checked="" type="checkbox"/>	\$ 2,514,509
21045	Comanche St - (Carancahua to Alameda)	<input checked="" type="checkbox"/>		\$ -
24142	Corn Products Rd (IH 37 to Hopkins Rd)	<input checked="" type="checkbox"/>		\$ 1,100,000
18165	Downtown Lighting Improvements		<input checked="" type="checkbox"/>	\$ 550,000
22208	Elizabeth St - (Santa Fe to Staples)	<input checked="" type="checkbox"/>		\$ 3,638,389
21061	Encantada Ave - (Encantada to Nueces County Park)		<input checked="" type="checkbox"/>	\$ 505,000
18015 / 21052 21056	Everhart Rd - (SPID to Alameda)	<input checked="" type="checkbox"/>		\$ -
21055	Flato Rd - (Bates to Bear)	<input checked="" type="checkbox"/>		\$ 8,173,400
23161	Flour Bluff Drive - (Yorktown to Don Patricio)	<input checked="" type="checkbox"/>		\$ -
21046	Frontier Dr - (McKinzie to Rockwood)	<input checked="" type="checkbox"/>		\$ -
18020	Gollihar Rd - (Crosstown Expwy to Greenwood Dr)	<input checked="" type="checkbox"/>		\$ -
21047	Hearn Dr - (Dead End to Callicoatte)	<input checked="" type="checkbox"/>		\$ -
23162	Holly Rd - (Paul Jones to Ennis Joslin) Design only	<input checked="" type="checkbox"/>		\$ -
23104	Industrial Park Roadway Improvements	<input checked="" type="checkbox"/>		\$ 9,163,122
21058	Jackfish Ave - (Aquaris to Park Road 22)	<input checked="" type="checkbox"/>		\$ -
18034	JFK Causeway Access Road Improvements		<input checked="" type="checkbox"/>	\$ 2,939,364
E12103	Leopard St (Crosstown Expressway to Palm Dr)	<input checked="" type="checkbox"/>		\$ -
23046	Leopard Street Study	<input checked="" type="checkbox"/>		\$ 500,000
21063	Lipes Blvd - (Sunwood to Staples)	<input checked="" type="checkbox"/>		\$ -
23160	Martin St. - (Holly to Dorado)		<input checked="" type="checkbox"/>	\$ 4,795,970
18031	McArdle Rd - (Carroll Ln to Kostoryz Rd)	<input checked="" type="checkbox"/>		\$ -
23004	McC Campbell - (Agnes to Leopard)	<input checked="" type="checkbox"/>		\$ -
18028	N. Lexington Blvd - (Leopard St to Hopkins Rd)	<input checked="" type="checkbox"/>		\$ -
18033	North Beach Area Primary Access	<input checked="" type="checkbox"/>		\$ -
18162	North Beach GulfSpray Ave Ped/Bike Access	<input checked="" type="checkbox"/>		\$ -
23106	Ocean Dr Median Improvements	<input checked="" type="checkbox"/>		\$ 250,000
23119	Ocean Dr Sustainability Program	<input checked="" type="checkbox"/>		\$ 153,252
21060	Park Rd 22 South Access Rd - (Commodore to Jackfish)	<input checked="" type="checkbox"/>		\$ -
24010 / 25010 / 26010	Residential Street Rebuild Program FY2024-2026	<input checked="" type="checkbox"/>		\$ 21,080,000
21064	Rodd Field Rd - (Yorktown to Adler)	<input checked="" type="checkbox"/>		\$ -
18041	S. Staples St - (Kostoryz Rd to Baldwin Blvd)	<input checked="" type="checkbox"/>		\$ -
23153	Starlite Lane- (Violet to Leopard)	<input checked="" type="checkbox"/>		\$ -
23044 / 23069	Street Median Upgrades/Rehabilitation	<input checked="" type="checkbox"/>		\$ 880,722
24002 / 25002 / 26002	Street Preventative Maintenance Program FY2024-2026	<input checked="" type="checkbox"/>		\$ 14,983,720
23154	Surfside Blvd - (Breakwater to Elm)	<input checked="" type="checkbox"/>		\$ -
23163	Timbergate Dr. (Snowgoose to Staples)	<input checked="" type="checkbox"/>		\$ -
23045	Traffic Signal & Infrastructure Installation		<input checked="" type="checkbox"/>	\$ 1,311,000
21049	Trinity Rivers Dr -(Wood River Dr to FM624)	<input checked="" type="checkbox"/>		\$ -
18048	TxDOT Participation /Traffic Mgmt	<input checked="" type="checkbox"/>		\$ 648,195
23155	Up/Mid/Lower Broadway (Coopers Alley to Twigg) Design Only	<input checked="" type="checkbox"/>		\$ -

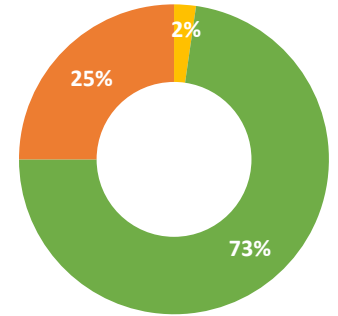
PROJECT		ON SCHEDULE	DELAYED	FY24 ADOPTED BUDGET
21048	Wildcat Dr - (FM 624 to Teague)	<input checked="" type="checkbox"/>		\$ -
24024	Williams Dr - (Rodd Field to Lexington Rd)	<input checked="" type="checkbox"/>		\$ 4,069,151
21066	Yorktown Blvd - (Rodd Field to Oso Creek)	<input checked="" type="checkbox"/>		\$ 18,345,000
	Less Utility Support			\$ (53,046,484)
TOTAL STREETS PROJECTS		46	11	\$ 87,014,756
GRAND TOTAL		46	11	\$ 87,014,756

Streets Delayed Projects	Notes
Aaron Dr -(Saratoga to Summer Winds)	Project is at final design. Construction will begin at the start of FY25.
Alameda St. - (Airline to Everhart)	Project is at 60% design. Project is delayed due to the stake holder input.
Beach Access Rd No 3 - (SH361 to Beach)	Project is delayed due to the dune and the environmental permitting.
Bonner Dr. (Everhart to Flynn)	Project is at final design. Construction will begin at the start of FY25.
Calallen Dr - (Red Bird Ln to Burning Tree Ln)	Project delayed due to change in consultants (Prior consultant firm has been closed).
Castenon St - (Trojan Dr to Delgado St)	Project delayed due to change in consultants (Prior consultant firm has been closed).
Downtown Lighting Improvements	Project scope was not clearly identified as part of Bond 2018 resulting in a funding shortfall. Scope is being redefined and the project is rebudgeted for FY25.
Encantada Ave - (Encantada to Nueces County Park)	Project is delayed due change in scope.
JFK Causeway Access Road Improvements	Project is delayed due to the environmental permitting.
Martin St. - (Holly to Dorado)	Project is at final design. Construction will begin at the start of FY25.
Traffic Signal & Infrastructure Installation	Barry & Staples was delayed to install the signalized pedestrian signalized signal at Ray HS . This pushed back use of funds. We have since completed designs and ordered equipment (20-week minimum delivery time) which is being delivered by this month. We are obtaining quotes to begin scheduling of work and use of funds in FY25.

FY25 STREETS CIP

Status Summary				
	Projects from Long-Range	New Projects	FY24 Projects On Schedule	FY24 Projects Delayed
Streets projects	0	1	32	11
GRAND TOTAL	0	1	32	11

■ From Long-Range ■ New ■ On Schedule ■ Delayed



(44 Projects) Streets projects:

PROJECT	FROM LONG-RANGE	NEW	FY24 ON SCHEDULE	FY24 DELAYED	FY25 PROPOSED BUDGET
23164 Aaron Dr - (Saratoga to Summer Winds)				<input checked="" type="checkbox"/>	\$ 5,382,659
21053 Airport Rd - (Morgan to Horne)			<input checked="" type="checkbox"/>		\$ -
18005 / 21051 Alameda St - (Louisiana to Texan Trail)			<input checked="" type="checkbox"/>		\$ -
23157 Alameda St - (Texan Trail to Doddridge) Design Only			<input checked="" type="checkbox"/>		\$ -
23156 Alameda St - (Airline to Everhart)				<input checked="" type="checkbox"/>	\$ 8,757,911
21062 Beach Access Rd No 3 - (SH361 to Beach)				<input checked="" type="checkbox"/>	\$ 2,805,000
18007 Beach Ave - (DE- Gulfbreeze to Causeway Blvd)			<input checked="" type="checkbox"/>		\$ 889,407
25013 Bear Ln - (SPID to Joe Mireur Rd) (Design Only)		<input checked="" type="checkbox"/>			\$ 3,901,000
23158 Bonner Dr - (Everhart to Flynn)				<input checked="" type="checkbox"/>	\$ 3,924,901
21050 Brownlee Blvd - (Staples to Morgan)			<input checked="" type="checkbox"/>		\$ -
18009 Calallen Dr - (Red Bird Ln to Burning Tree Ln)				<input checked="" type="checkbox"/>	\$ 2,999,259
23159 Carroll Lane - (SH358 to Holly)			<input checked="" type="checkbox"/>		\$ 4,811,265
18011 Castenon St - (Trojan Dr to Delgado St)				<input checked="" type="checkbox"/>	\$ 1,754,888
24142 Corn Products Rd - (IH 37 to Hopkins Rd)			<input checked="" type="checkbox"/>		\$ 5,670,000
18165 Downtown Lighting Improvements				<input checked="" type="checkbox"/>	\$ 550,000
22208 Elizabeth St - (Santa Fe to Staples)			<input checked="" type="checkbox"/>		\$ -
21061 Encantada Ave - (Encantada to Nueces County Park)				<input checked="" type="checkbox"/>	\$ 444,088
18015 / 21052 / 21056 Everhart Rd - (SPID to Alameda)			<input checked="" type="checkbox"/>		\$ -
21055 Flato Rd - (Bates to Bear)			<input checked="" type="checkbox"/>		\$ -
23161 Flour Bluff Drive - (Yorktown to Don Patricio)			<input checked="" type="checkbox"/>		\$ 9,246,102
18020 Gollihar Rd - (Crosstown Expwy to Greenwood Dr)			<input checked="" type="checkbox"/>		\$ -
23162 Holly Rd - (Paul Jones to Ennis Joslin) Design only			<input checked="" type="checkbox"/>		\$ -
24037 Huntwick Dr - (S.Staples to Pavement Change)			<input checked="" type="checkbox"/>		\$ 1,112,500
23104 Industrial Park Roadway Improvements			<input checked="" type="checkbox"/>		\$ -
18034 JFK Causeway Access Road Improvements				<input checked="" type="checkbox"/>	\$ 1,112,030
21063 Lipes Blvd - (Sunwood to Staples)			<input checked="" type="checkbox"/>		\$ -
23160 Martin St - (Holly to Dorado)				<input checked="" type="checkbox"/>	\$ 2,607,150
18031 McArdle Rd - (Carroll Ln to Kostoryz Rd)			<input checked="" type="checkbox"/>		\$ -
23004 McCampbell Rd - (Agnes to Leopard)			<input checked="" type="checkbox"/>		\$ 4,461,324
18028 N. Lexington Blvd - (Leopard to Hopkins Rd)			<input checked="" type="checkbox"/>		\$ -
18033 North Beach Area Primary Access			<input checked="" type="checkbox"/>		\$ 1,227,339
18162 North Beach GulfSpray Ave Ped/Bike Access			<input checked="" type="checkbox"/>		\$ 532,636
23106 Ocean Dr Median Improvements			<input checked="" type="checkbox"/>		\$ 250,000
23119 Ocean Dr Sustainability Program			<input checked="" type="checkbox"/>		\$ -
25010 / 26010 / 27010 Residential Street Rebuild Program FY2025-2027			<input checked="" type="checkbox"/>		\$ 27,665,127
23153 Starlite Lane - (Violet to Leopard)			<input checked="" type="checkbox"/>		\$ 7,641,675
25002 / 26002 / 27002 Street Preventative Maintenance Program FY2025-2027			<input checked="" type="checkbox"/>		\$ 15,648,480
23154 Surfside Blvd - (Breakwater to Elm)			<input checked="" type="checkbox"/>		\$ 1,490,263

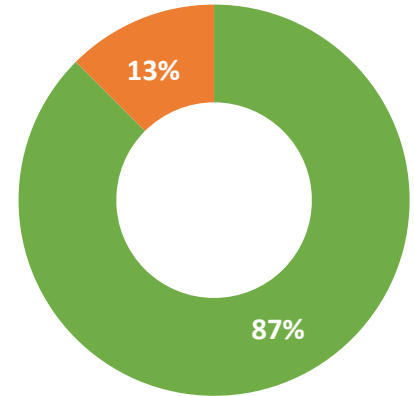
PROJECT	FROM LONG-RANGE	NEW	FY24 ON SCHEDULE	FY24 DELAYED	FY25 PROPOSED BUDGET
23163			<input checked="" type="checkbox"/>		\$ 3,206,767
18048			<input checked="" type="checkbox"/>		\$ -
23045				<input checked="" type="checkbox"/>	\$ 1,174,633
23155			<input checked="" type="checkbox"/>		\$ -
24024			<input checked="" type="checkbox"/>		\$ 2,500,000
21066			<input checked="" type="checkbox"/>		\$ -
Less Utility Support					\$ (42,918,771)
TOTAL STREETS PROJECTS	0	1	32	11	\$ 78,847,633
GRAND TOTAL	0	1	32	11	\$ 78,847,633

FY24 GAS CIP

Status Summary

	Projects On Schedule	Projects Delayed
Gas projects	7	1
GRAND TOTAL	7	1

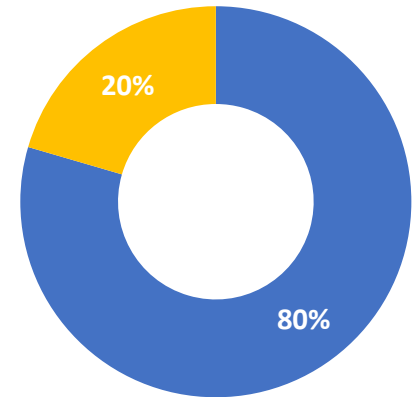
■ Projects On Schedule ■ Projects Delayed



Budget Summary

	Budget On Schedule	Budget Delayed
Gas projects	\$ 15,985,190	\$ 4,120,000
GRAND TOTAL	\$ 15,985,190	\$ 4,120,000

■ Budget On Schedule ■ Budget Delayed



(8 Projects) Gas projects:

PROJECT	ON SCHEDULE	DELAYED	FY24 ADOPTED BUDGET
E13022 Cathodic Protection Upgrades	<input checked="" type="checkbox"/>		\$ 600,000
21009 Gas Department Administrative Building Upgrades	<input checked="" type="checkbox"/>		\$ 2,281,000
24288 Gas Department Construction Division Office		<input checked="" type="checkbox"/>	\$ 4,120,000
E12132 Gas Lines / Regulator Stations Replacement Program	<input checked="" type="checkbox"/>		\$ 2,540,000
E12131 Gas Transmission Main- New	<input checked="" type="checkbox"/>		\$ 600,000
18156 Ship Channel Gas Line Addition	<input checked="" type="checkbox"/>		\$ 877,420
22123 Underground Natural Gas Storage	<input checked="" type="checkbox"/>		\$ 6,610,000
Gas Utility Support - Street projects	<input checked="" type="checkbox"/>		\$ 2,476,770
TOTAL GAS PROJECTS	7	1	\$ 20,105,190
GRAND TOTAL	7	1	\$ 20,105,190

Gas Delayed Projects

Notes

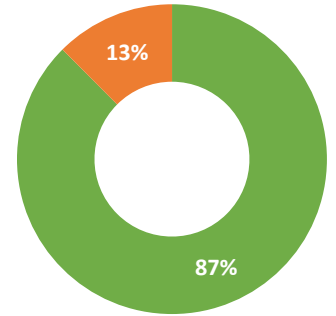
Gas Department Construction Division Office

Project is delayed until a final location of the new office is determined.

FY25 GAS CIP

Status Summary				
	Projects from Long-Range	New Projects	FY24 Projects On Schedule	FY24 Projects Delayed
Gas projects	0	0	7	1
GRAND TOTAL	0	0	7	1

■ From Long-Range ■ New ■ On Schedule ■ Delayed



(8 Projects) Gas projects:

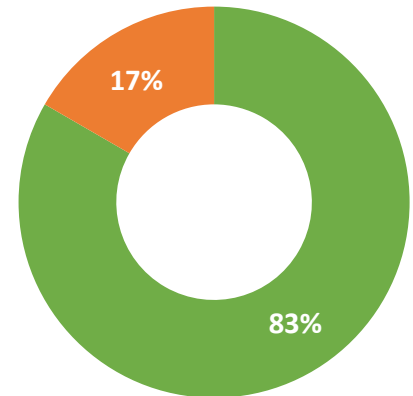
PROJECT	FROM LONG-RANGE	NEW	FY24 ON SCHEDULE	FY24 DELAYED	FY25 PROPOSED BUDGET
E13022 Cathodic Protection Upgrades			<input checked="" type="checkbox"/>		\$ 350,000
21009 Gas Department Administrative Building Upgrades			<input checked="" type="checkbox"/>		\$ 1,330,000
24288 Gas Department Construction Division Office				<input checked="" type="checkbox"/>	\$ 500,000
E12132 Gas Lines / Regulator Stations Replacement Program			<input checked="" type="checkbox"/>		\$ 3,919,500
E12131 Gas Transmission Main- New			<input checked="" type="checkbox"/>		\$ 3,800,000
18156 Ship Channel Gas Line Addition			<input checked="" type="checkbox"/>		\$ -
22123 Underground Natural Gas Storage			<input checked="" type="checkbox"/>		\$ 15,110,000
Gas Utility Support - Street projects			<input checked="" type="checkbox"/>		\$ 1,923,644
TOTAL GAS PROJECTS	0	0	7	1	\$ 26,933,144
GRAND TOTAL	0	0	7	1	\$ 26,933,144

FY24 STORM WATER CIP

Status Summary

	Projects On Schedule	Projects Delayed
Storm Water projects	10	2
GRAND TOTAL	10	2

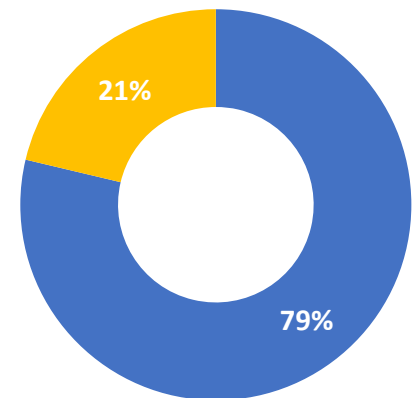
■ Projects On Schedule ■ Projects Delayed



Budget Summary

	Budget On Schedule	Budget Delayed
Storm Water projects	\$ 51,244,305	\$ 13,871,067
GRAND TOTAL	\$ 51,244,305	\$ 13,871,067

■ Budget On Schedule ■ Budget Delayed



(12 Projects) Storm Water projects:

PROJECT	ON SCHEDULE	DELAYED	FY24 ADOPTED BUDGET
20114 Bay Water Quality Improvement	☑		\$ 500,000
23078 Bridge Rehabilitation	☑		\$ 600,000
23079 Channel Ditch Improvements	☑		\$ 600,000
21107 / 23149 City-Wide Storm Water Infrastructure Rehabilitation	☑		\$ 6,050,000
E10200 / 22029 La Volla Creek Improvements	☑		\$ 13,487,253
20113 Lifecycle Curb and Gutter Replacement	☑		\$ 1,670,000
21106 Major Outfall Assessments & Repairs	☑		\$ 800,000
22142 North Beach Drainage Improvements		☒	\$ 12,200,240
23020 Oso Creek Bottom Rectification	☑		\$ 2,346,197
22165 Public Works Annex Building (Storm Water)		☒	\$ 1,670,827
21031 Storm Water Pipe Inspection	☑		\$ 1,000,000
Storm Water Utility Support - Street projects	☑		\$ 24,190,855
TOTAL STORM WATER PROJECTS	10	2	\$ 65,115,372
GRAND TOTAL	10	2	\$ 65,115,372

Storm Water Delayed Projects**Notes**

North Beach Drainage Improvements

Project is in design, delayed due to the complexity of project and the environmental permits.

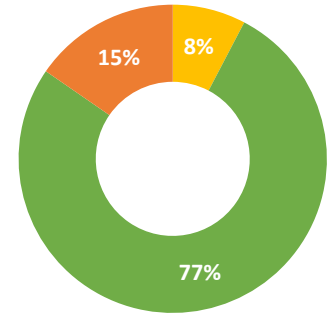
Public Works Annex Building (Storm Water)

Project is on hold until Civitan master plan is completed.

FY25 STORM WATER CIP

Status Summary				
	Projects from Long-Range	New Projects	FY24 Projects On Schedule	FY24 Projects Delayed
Storm Water projects	0	1	10	2
GRAND TOTAL	0	1	10	2

■ From Long-Range ■ New ■ On Schedule ■ Delayed



(13 Projects) Storm Water projects:

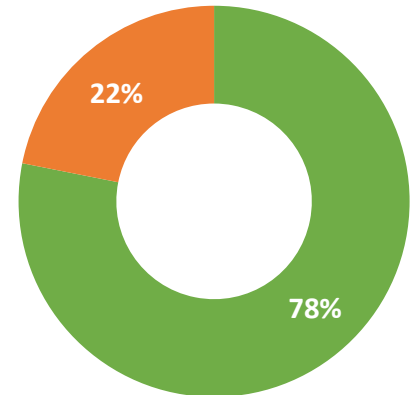
PROJECT	FROM LONG-RANGE	NEW	FY24 ON SCHEDULE	FY24 DELAYED	FY25 PROPOSED BUDGET
20114 Bay Water Quality Improvement			<input checked="" type="checkbox"/>		\$ 825,000
23078 Bridge Rehabilitation			<input checked="" type="checkbox"/>		\$ 600,000
23079 Channel Ditch Improvements			<input checked="" type="checkbox"/>		\$ 600,000
23149 City-Wide Storm Water Infrastructure IDIQ			<input checked="" type="checkbox"/>		\$ 6,050,000
E10200 / 22029 La Volla Creek Improvements			<input checked="" type="checkbox"/>		\$ -
24029 Lifecycle Curb and Gutter Replacement			<input checked="" type="checkbox"/>		\$ 1,670,000
21106 Major Outfall Assessments & Repairs			<input checked="" type="checkbox"/>		\$ 800,000
22142 North Beach Drainage Improvements				<input checked="" type="checkbox"/>	\$ 12,199,784
23020 Oso Creek Channel Bottom Rectification			<input checked="" type="checkbox"/>		\$ -
22165 / 22166 Public Works Facility (Storm Water)				<input checked="" type="checkbox"/>	\$ 1,725,460
21031 Storm Water Pipe Inspection			<input checked="" type="checkbox"/>		\$ 1,500,000
23066 TxDOT - Yorktown Blvd Mud Bridge Sidewalks		<input checked="" type="checkbox"/>			\$ 2,000,000
Storm Water Utility Support - Street projects			<input checked="" type="checkbox"/>		\$ 24,103,897
TOTAL STORM WATER PROJECTS	0	1	10	2	\$ 52,074,141
GRAND TOTAL	0	1	10	2	\$ 52,074,141

FY24 WASTEWATER CIP

Status Summary

	Projects On Schedule	Projects Delayed
Wastewater Treatment Plants projects	10	1
Wastewater Lift Stations projects	6	0
Wastewater System Maintenance projects	6	4
Wastewater Other projects	3	2
GRAND TOTAL	25	7

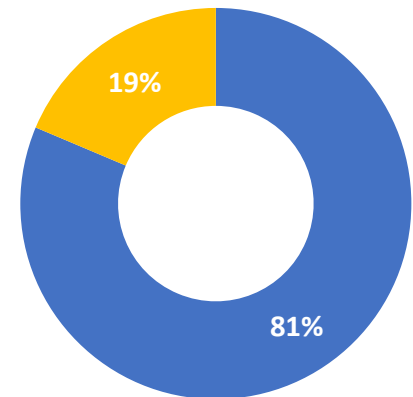
■ Projects On Schedule ■ Projects Delayed



Budget Summary

	Budget On Schedule	Budget Delayed
Wastewater Treatment Plants projects	\$ 46,537,328	\$ 6,330,000
Wastewater Lift Stations projects	\$ 14,160,000	\$ -
Wastewater System Maintenance projects	\$ 23,379,000	\$ 8,200,000
Wastewater Other projects	\$ 18,660,788	\$ 9,008,777
GRAND TOTAL	\$ 102,737,116	\$ 23,538,777

■ Budget On Schedule ■ Budget Delayed



(11 Projects) Wastewater Treatment Plants:

PROJECT	ON SCHEDULE	DELAYED	FY24 ADOPTED BUDGET
E10043 Allison WWTP Lift Station Upgrades & Process Improvements	<input checked="" type="checkbox"/>		\$ 4,956,818
18084 Broadway WWTP Plant Rehabilitation	<input checked="" type="checkbox"/>		\$ 8,330,000
21001 Broadway WWTP Third Clarifier		<input checked="" type="checkbox"/>	\$ 6,330,000
25016 Greenwood WWTP Expansion	<input checked="" type="checkbox"/>		\$ -
18070 Greenwood WWTP Flood Mitigation and Backup Generators	<input checked="" type="checkbox"/>		\$ 904,410
18069 Greenwood WWTP Process Upgrade (DAF & Odor Control)	<input checked="" type="checkbox"/>		\$ 15,000,000
18086 Laguna Madre WWTP Rehabilitation	<input checked="" type="checkbox"/>		\$ 150,000
20084A Oso WRP Process Upgrade & BPC Facility Decommission	<input checked="" type="checkbox"/>		\$ 15,450,000
20084B Oso WRP Aeration Coarse Bubble Upgrade	<input checked="" type="checkbox"/>		\$ 212,100
23037 Oso WRP Operation Center	<input checked="" type="checkbox"/>		\$ 500,000
18087 Whitecap WWTP Improvements	<input checked="" type="checkbox"/>		\$ 1,034,000
TOTAL WASTEWATER TREATMENT PLANTS PROJECTS	10	1	\$ 52,867,328

(6 Projects) Wastewater Lift Stations:

PROJECT	ON SCHEDULE	DELAYED	FY24 ADOPTED BUDGET
22130 Airline Lift Station Upgrades	<input checked="" type="checkbox"/>		\$ 1,900,000
22009 Allison Basin New Lift Station and Force Main	<input checked="" type="checkbox"/>		\$ -
19029 City-Wide Lift Station Repair	<input checked="" type="checkbox"/>		\$ 3,500,000
23036 London WW Collection System Improvements	<input checked="" type="checkbox"/>		\$ 8,000,000
21143 Williams Lift Station Upgrades	<input checked="" type="checkbox"/>		\$ 380,000
E17086 Woolridge and Morgan Lift Station Upgrades	<input checked="" type="checkbox"/>		\$ 380,000
TOTAL WASTEWATER LIFT STATIONS PROJECTS	6	0	\$ 14,160,000

(10 Projects) Wastewater System Maintenance:

PROJECT	ON SCHEDULE	DELAYED	FY24 ADOPTED BUDGET
23018 Blucher Park Wastewater Improvements	<input checked="" type="checkbox"/>		\$ 209,000
22125 City-Wide Collection Capacity Remediation	<input checked="" type="checkbox"/>		\$ 440,000
22110 / 23082 / 23148 City-Wide Wastewater ID/IQ	<input checked="" type="checkbox"/>		\$ 19,650,000
23007 Hewitt / Santa Fe WW Line Upsizing to Oso	<input checked="" type="checkbox"/>		\$ 2,200,000
24106 Northwest Blvd. Wastewater Infrastructure Upgrade	<input checked="" type="checkbox"/>		\$ 440,000
22150 Twin 36in Wastewater Mains Rehabilitation		<input checked="" type="checkbox"/>	\$ 3,150,000
23012 Up River Rd WW Force Main Improvements		<input checked="" type="checkbox"/>	\$ 275,000
23038 Waldron Lift Station Force Main Replacement	<input checked="" type="checkbox"/>		\$ 440,000
23019 Water Street WW Line Improvements		<input checked="" type="checkbox"/>	\$ 275,000
20085A Williams Lift Station Force Main		<input checked="" type="checkbox"/>	\$ 4,500,000
TOTAL WASTEWATER SYSTEM MAINTENANCE PROJECTS	6	4	\$ 31,579,000

(5 Projects) Wastewater Other:

PROJECT	ON SCHEDULE	DELAYED	FY24 ADOPTED BUDGET
22108 Wastewater Backup Generators		<input checked="" type="checkbox"/>	\$ 6,808,777
22129 Wastewater Maintenance Shop	<input checked="" type="checkbox"/>		\$ 3,425,000
18082 Wastewater Treatment Plants & Lift Station SCADA Improvements	<input checked="" type="checkbox"/>		\$ 1,650,000
22155 / 22156 WWTP Operation & Control Centers		<input checked="" type="checkbox"/>	\$ 2,200,000
Wastewater Utility Support - Street projects	<input checked="" type="checkbox"/>		\$ 13,585,788
TOTAL WASTEWATER OTHER PROJECTS	3	2	\$ 27,669,565

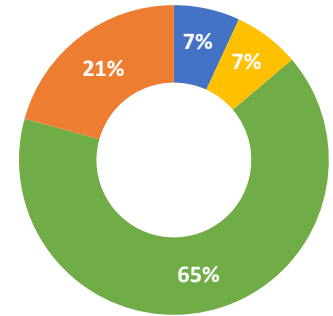
GRAND TOTAL	25	7	\$ 126,275,893
--------------------	-----------	----------	-----------------------

Wastewater Delayed Projects	Notes
Broadway WWTP Third Clarifier	Projected bid in Sept. 2024 with construction agreement going to council in first quarter of FY25.
Twin 36-inch Wastewater Main Rehabilitation	The scope was re-defined to include additional work including the Cured-in-Place-Pipe (CIPP) lining of a wastewater line on McBride. The additional scope will result in increased competition and more competitive pricing for the overall project. Project to bid in FY25.
Up River Rd WW Force Main Improvements	Project moved to Long-Range to coordinate with the Public Works Department and a future street reconstruction project.
Water Street WW Line Improvements	Project moved back one year to utilize TIF funding and to align with the coordinating water project.
Williams Lift Station Force Main	Changes on the Lift Station Rehabilitation project delayed the bidding of this force main project but will result in a more effective construction schedule. Project expected to bid Fall 2024.
Wastewater Backup Generators	Delay due to grant funding of CDBG-MIT.
WWTP Operation & Control Centers	Additional review and design required due to cost escalation and value engineering. Project to bid early 2025.

FY25 WASTEWATER CIP

Status Summary				
	Projects from Long-Range	New Projects	FY24 Projects On Schedule	FY24 Projects Delayed
Wastewater Treatment Plants projects	0	0	6	1
Wastewater Lift Stations projects	0	0	4	0
Wastewater System Maintenance projects	2	0	6	3
Wastewater Other projects	0	2	3	2
GRAND TOTAL	2	2	19	6

■ From Long-Range ■ New ■ On Schedule ■ Delayed



(7 Projects) Wastewater Treatment Plants:

PROJECT	FROM LONG-RANGE	NEW	FY24 ON SCHEDULE	FY24 DELAYED	FY25 PROPOSED BUDGET
18084 Broadway WWTP Plant Rehabilitation			<input checked="" type="checkbox"/>		\$ 6,884,305
21001 Broadway WWTP Third Clarifier				<input checked="" type="checkbox"/>	\$ 10,100,000
25016 Greenwood WWTP Expansion			<input checked="" type="checkbox"/>		\$ -
18070 Greenwood WWTP Flood Mitigation and Backup Generators			<input checked="" type="checkbox"/>		\$ 7,335,065
18069 Greenwood WWTP Process Upgrade (DAF & Odor Control)			<input checked="" type="checkbox"/>		\$ 26,600,000
20084A Oso WRP Process Upgrade & BPC Facility Decommission			<input checked="" type="checkbox"/>		\$ 29,980,000
23037 Oso WRP Operation Center			<input checked="" type="checkbox"/>		\$ 3,850,000
TOTAL WASTEWATER TREATMENT PLANTS PROJECTS	0	0	6	1	\$ 84,749,370

(4 Projects) Wastewater Lift Stations:

PROJECT	FROM LONG-RANGE	NEW	FY24 ON SCHEDULE	FY24 DELAYED	FY25 PROPOSED BUDGET
22130 Airline Lift Station Upgrades			<input checked="" type="checkbox"/>		\$ -
23182 City-Wide Lift Station Repair			<input checked="" type="checkbox"/>		\$ 6,850,000
23036 London WW Collection System Improvements			<input checked="" type="checkbox"/>		\$ 14,000,000
21143 Williams Lift Station Upgrades			<input checked="" type="checkbox"/>		\$ -
TOTAL WASTEWATER LIFT STATIONS PROJECTS	0	0	4	0	\$ 20,850,000

(11 Projects) Wastewater System Maintenance:

PROJECT	FROM LONG-RANGE	NEW	FY24 ON SCHEDULE	FY24 DELAYED	FY25 PROPOSED BUDGET
27001 Allison Basin Trunk Main Replacement	<input checked="" type="checkbox"/>				\$ -
23018 Blucher Park Wastewater Improvements			<input checked="" type="checkbox"/>		\$ 891,000
22125 City-Wide Collection Capacity Remediation			<input checked="" type="checkbox"/>		\$ 2,000,000
23148 / 24082 City-Wide Wastewater ID/IQ			<input checked="" type="checkbox"/>		\$ 22,550,000
23007 Hewitt / Santa Fe WW Line Upsizing to Oso WRP			<input checked="" type="checkbox"/>		\$ 1,100,000
27003 Laguna Shores Force Main Rehabilitation/Replacement	<input checked="" type="checkbox"/>				\$ -
24106 Northwest Blvd. Wastewater Infrastructure Upgrade			<input checked="" type="checkbox"/>		\$ 220,000
22150 Twin 36-inch & McBride Wastewater Mains Rehabilitation				<input checked="" type="checkbox"/>	\$ 5,650,000
23038 Waldron Lift Station Force Main Replacement			<input checked="" type="checkbox"/>		\$ 4,400,000
23019 Water Street WW Line Improvements				<input checked="" type="checkbox"/>	\$ 275,000
18085A Williams Lift Station Force Main				<input checked="" type="checkbox"/>	\$ 12,500,000
TOTAL WASTEWATER SYSTEM MAINTENANCE PROJECTS	2	0	6	3	\$ 49,586,000

(7 Projects) Wastewater Other:

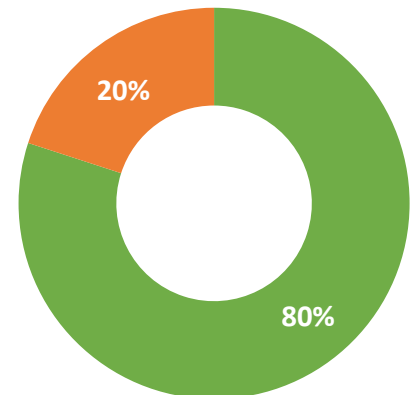
PROJECT	FROM LONG-RANGE	NEW	FY24 ON SCHEDULE	FY24 DELAYED	FY25 PROPOSED BUDGET
22108 Wastewater - Backup Generators				<input checked="" type="checkbox"/>	\$ 6,820,616
25037 Wastewater - Developer Participation Projects		<input checked="" type="checkbox"/>			\$ 2,000,000
22129 Wastewater - Maintenance Shop			<input checked="" type="checkbox"/>		\$ 3,300,000
25038 Wastewater - Old Broadway Plant Site Improvements		<input checked="" type="checkbox"/>			\$ 2,000,000
18082 Wastewater - Treatment Plants & Lift Station SCADA Improvements			<input checked="" type="checkbox"/>		\$ 1,550,000
22155 / 22156 Wastewater - WWTP Operations & Control Center				<input checked="" type="checkbox"/>	\$ 3,300,000
Wastewater Utility Support - Street projects			<input checked="" type="checkbox"/>		\$ 8,509,504
TOTAL WASTEWATER OTHER PROJECTS	0	2	3	2	\$ 27,480,120
GRAND TOTAL	2	2	19	6	\$ 182,665,490

FY24 WATER CIP

Status Summary

	Projects On Schedule	Projects Delayed
Water Sources projects	4	0
Water Supply Lines projects	4	0
Water Treatment projects	13	3
Water Distribution Lines projects	15	3
Water Facilities and Other projects	4	4
GRAND TOTAL	40	10

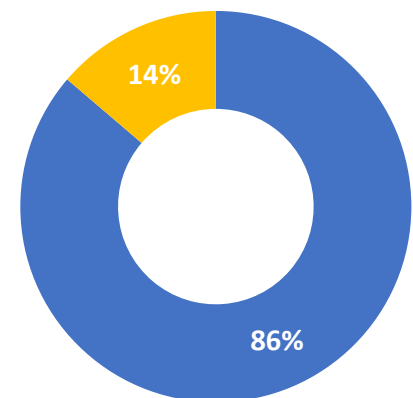
■ Projects On Schedule ■ Projects Delayed



Budget Summary

	Budget On Schedule	Budget Delayed
Water Sources projects	\$ 16,996,326	\$ -
Water Supply Lines projects	\$ 14,908,500	\$ -
Water Treatment projects	\$ 85,304,000	\$ 10,035,000
Water Distribution Lines projects	\$ 61,100,442	\$ 12,135,000
Water Facilities and Other projects	\$ 13,368,071	\$ 8,351,000
GRAND TOTAL	\$ 191,677,339	\$ 30,521,000

■ Budget On Schedule ■ Budget Delayed



(4 Projects) Water Sources:

PROJECT	ON SCHEDULE	DELAYED	FY24 ADOPTED BUDGET
E13050 Choke Canyon Dam Infrastructure Improvements	<input checked="" type="checkbox"/>		\$ -
E15117 Seawater Desalination	<input checked="" type="checkbox"/>		\$ 9,686,326
20258 Wesley Seale Dam Instrumentation Rehabilitation	<input checked="" type="checkbox"/>		\$ 2,810,000
22023 Wesley Seale Dam Dewatering System and Spillway Gate Rehabilitation	<input checked="" type="checkbox"/>		\$ 4,500,000
TOTAL WATER SOURCES PROJECTS	4	0	\$ 16,996,326

(4 Projects) Water Supply Lines:

PROJECT	ON SCHEDULE	DELAYED	FY24 ADOPTED BUDGET
23027 Mary Rhodes I Condition Assessment	<input checked="" type="checkbox"/>		\$ 565,000
E13037 Mary Rhodes I System Improvements	<input checked="" type="checkbox"/>		\$ 12,750,000
19025 Mary Rhodes II System Improvements (Bank Erosion)	<input checked="" type="checkbox"/>		\$ 1,263,500
E16417 Nueces River Raw Water Pump Station Transmission Main	<input checked="" type="checkbox"/>		\$ 330,000
TOTAL WATER SUPPLY PROJECTS	4	0	\$ 14,908,500

(16 Projects) Water Treatment:

PROJECT	ON SCHEDULE	DELAYED	FY24 ADOPTED BUDGET
21104	ONSWTP Chlorine System Improvements	<input checked="" type="checkbox"/>	\$ 15,600,000
18131	ONSWTP Clearwell 3	<input checked="" type="checkbox"/>	\$ 17,369,000
21030	ONSWTP Electrical Generation & Distribution Improvements	<input checked="" type="checkbox"/>	\$ 3,325,000
23024	ONSWTP Electrical Reliability Upgrades	<input type="checkbox"/>	\$ 735,000
19032	ONSWTP Filtration System Hydraulic Improvements	<input checked="" type="checkbox"/>	\$ 10,000,000
22407	ONSWTP Flocculation Upgrades and Baffling in Basins 1, 2	<input checked="" type="checkbox"/>	\$ -
24026	ONSWTP Fluoride System Improvements	<input checked="" type="checkbox"/>	\$ 330,000
22405	ONSWTP Navigation Pump Station Improvements	<input type="checkbox"/>	\$ 5,250,000
E17047	ONSWTP Raw Water Influent and Chemical Facilities Improvements	<input checked="" type="checkbox"/>	\$ 26,400,000
22406	ONSWTP Recycle Pond Improvements	<input checked="" type="checkbox"/>	\$ 2,250,000
22408	ONSWTP Security Upgrade	<input checked="" type="checkbox"/>	\$ 220,000
18130	ONSWTP Sedimentation Basin Improvements	<input checked="" type="checkbox"/>	\$ 6,510,000
E13051	ONSWTP Site Infrastructure Improvements	<input type="checkbox"/>	\$ 4,050,000
23059	ONSWTP Solids Handling & Disposal Facility	<input checked="" type="checkbox"/>	\$ 3,300,000
26003	ONSWTP Third Treatment Train	<input checked="" type="checkbox"/>	\$ -
23025	ONSWTP Weir Improvements - Basins 3&4	<input checked="" type="checkbox"/>	\$ -
TOTAL WATER TREATMENT PROJECTS		13	\$ 95,339,000

(18 Projects) Water Distribution Lines:

PROJECT	ON SCHEDULE	DELAYED	FY24 ADOPTED BUDGET
23061	16 inch Water Main Extension Hwy 286 to Alameda	<input checked="" type="checkbox"/>	\$ 360,000
18154 / 23064	City-Wide Large-Size Water Line Cathodic Protection System	<input checked="" type="checkbox"/>	\$ 2,221,000
19037 / 23065 / 23107	City-Wide Water Line Repair/Replacement (Large Diameter)	<input checked="" type="checkbox"/>	\$ 10,555,655
19010 / 23073 / 23108	City-Wide Water Line Repair/Replacement (Small Diameter)	<input checked="" type="checkbox"/>	\$ 10,200,000
E16290 / 20267	Elevated Water Storage Tanks - City-Wide	<input checked="" type="checkbox"/>	\$ 12,900,000
24020	E. Navigation Blvd Water Line Replacement	<input checked="" type="checkbox"/>	\$ 550,000
22144	Flour Bluff 18" Line Extension	<input type="checkbox"/>	\$ 2,205,000
21038	Leopard Street & Up River Road Water Line Replacement	<input type="checkbox"/>	\$ 9,490,000
21039	Nueces Bay Blvd - Poth Lane Water Line Replacement	<input checked="" type="checkbox"/>	\$ 9,400,000
23021	Sand Dollar Connection Line 16" (Coral Vine)	<input checked="" type="checkbox"/>	\$ 660,000
20101	SH286 Water Line Replacement	<input checked="" type="checkbox"/>	\$ 5,319,000
24027	SH358 Water Line Relocation	<input checked="" type="checkbox"/>	\$ 1,375,000
18156	Ship Channel Water Line Relocation	<input checked="" type="checkbox"/>	\$ 5,959,787
21041	South Side Water Transmission Main Cathodic Protection Improvements	<input checked="" type="checkbox"/>	\$ 1,100,000
23060	South Side Water Transmission Grid Completion	<input checked="" type="checkbox"/>	\$ -
24021	Up River Rd Water Line Replacement	<input type="checkbox"/>	\$ 440,000
23033	Water Line Extension to Padre Island	<input checked="" type="checkbox"/>	\$ 500,000
23068	Water Street Water Line Improvements	<input checked="" type="checkbox"/>	\$ -
TOTAL WATER DISTRIBUTION PROJECTS		15	\$ 73,235,442

(8 Projects) Water Facilities & Other:

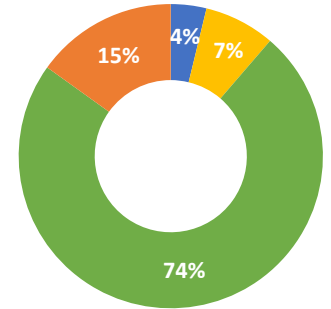
PROJECT	ON SCHEDULE	DELAYED	FY24 ADOPTED BUDGET
23026 / 23086 CC Water Parking Lot Improvements	<input checked="" type="checkbox"/>		\$ 250,000
23080 CC Water Warehouse		<input checked="" type="checkbox"/>	\$ 7,000,000
24001 Open Storage Yard (CC Water)	<input checked="" type="checkbox"/>		\$ 325,000
23029 Sunrise Beach Facility Improvements		<input checked="" type="checkbox"/>	\$ 110,000
23051 Warehouse Facility from Ground Storage Tank	<input checked="" type="checkbox"/>		\$ -
24110 Wash Rack Water Utilities		<input checked="" type="checkbox"/>	\$ 141,000
21116 Wesley Seale Boat Ramp and Pier - (Sunrise Beach)		<input checked="" type="checkbox"/>	\$ 1,100,000
Water Utility Support - Street projects	<input checked="" type="checkbox"/>		\$ 12,793,071
TOTAL WATER FACILITIES & OTHER PROJECTS	4	4	\$ 21,719,071
GRAND TOTAL	40	10	\$ 222,198,339

Water Delayed Projects	Notes
ONSWTP Electrical Reliability Upgrades	The project will go out on another RFQ as the quality of the applicants was not sufficient for the project scope.
ONSWTP Navigation Pump Station Improvements	Design modified to investigate tank floor and foundation, upgrading electrical to accommodate larger pumps, and further requirements for water distribution from the new water plant.
ONSWTP Site Infrastructure Improvements	Design scope has increased to add pressure sustaining valve(s) to large diameter water lines. Project to bid in early FY25.
Flour Bluff 18" Line Extension	Engineering at 60% design and will not bid until FY25 first quarter.
Leopard Street & Up River Road Water Line Replacement	Engineering at 90% design but not expected to bid until FY 25 first quarter.
Up River Road Water Line Improvements	Project moved to Long-Range to coordinate with the Public Works Department and a future street reconstruction project.
CC Water Warehouse	Project expected to bid in first quarter of FY25 as a result of value engineering due to cost escalations.
CC Water Wash Rack	Project was cancelled and became part of Civitan Service Center master plan improvements.
Sunrise Beach Facility Improvements	Escalating costs resulted in review of scope.
Wesley Seale Boat Ramp and Pier - (Sunrise Beach)	Awaiting necessary Army Corps of Engineering permits to bid the project.

FY25 WATER CIP

	Status Summary			
			Projects On Schedule	Projects Delayed
Water Sources projects	1	2	4	0
Water Supply Lines projects	0	1	4	0
Water Treatment projects	0	0	12	3
Water Distribution Lines projects	0	0	15	2
Water Facilities and Other projects	1	1	4	3
GRAND TOTAL	2	4	39	8

■ From Long-Range ■ New ■ On Schedule ■ Delayed



(7 Projects) Water Sources:

PROJECT	FROM LONG-RANGE	NEW	FY24 ON SCHEDULE	FY24 DELAYED	FY25 PROPOSED BUDGET
E13050			<input checked="" type="checkbox"/>		\$ -
25015		<input checked="" type="checkbox"/>			\$ 2,750,000
25017		<input checked="" type="checkbox"/>			\$ 15,000,000
E15117			<input checked="" type="checkbox"/>		\$ 221,050,000
20258			<input checked="" type="checkbox"/>		\$ -
22023			<input checked="" type="checkbox"/>		\$ 10,300,000
25018	<input checked="" type="checkbox"/>				\$ 1,320,000
TOTAL WATER SOURCES PROJECTS	1	2	4	0	\$ 250,420,000

(5 Projects) Water Supply Lines:

PROJECT	FROM LONG-RANGE	NEW	FY24 ON SCHEDULE	FY24 DELAYED	FY25 PROPOSED BUDGET
23027			<input checked="" type="checkbox"/>		\$ 13,900,000
E13037			<input checked="" type="checkbox"/>		\$ -
19025			<input checked="" type="checkbox"/>		\$ 12,400,000
25014		<input checked="" type="checkbox"/>			\$ 16,450,000
E16417			<input checked="" type="checkbox"/>		\$ -
TOTAL WATER SUPPLY PROJECTS	0	1	4	0	\$ 42,750,000

(15 Projects) Water Treatment:

PROJECT	FROM LONG-RANGE	NEW	FY24 ON SCHEDULE	FY24 DELAYED	FY25 PROPOSED BUDGET
21104			<input checked="" type="checkbox"/>		\$ 36,000,000
18131			<input checked="" type="checkbox"/>		\$ 250,000
21030			<input checked="" type="checkbox"/>		\$ -
23024				<input checked="" type="checkbox"/>	\$ 735,000
19032			<input checked="" type="checkbox"/>		\$ 10,000,000
22407			<input checked="" type="checkbox"/>		\$ 4,400,000
24026			<input checked="" type="checkbox"/>		\$ 2,090,000
22405				<input checked="" type="checkbox"/>	\$ 10,500,000
E17047			<input checked="" type="checkbox"/>		\$ 37,279,500
22408			<input checked="" type="checkbox"/>		\$ 1,100,000
18130			<input checked="" type="checkbox"/>		\$ 10,500,000
E13051				<input checked="" type="checkbox"/>	\$ 3,600,000
23059			<input checked="" type="checkbox"/>		\$ -
26003			<input checked="" type="checkbox"/>		\$ -
23025			<input checked="" type="checkbox"/>		\$ -
TOTAL WATER TREATMENT PROJECTS	0	0	12	3	\$ 116,454,500

(17 Projects) Water Distribution Lines:

PROJECT	FROM LONG-RANGE	NEW	FY24 ON SCHEDULE	FY24 DELAYED	FY25 PROPOSED BUDGET
23061			<input checked="" type="checkbox"/>		\$ -
23064			<input checked="" type="checkbox"/>		\$ 2,921,000
24065 / 25065			<input checked="" type="checkbox"/>		\$ 18,450,000
24073 / 25073			<input checked="" type="checkbox"/>		\$ 18,250,000
E16290 / 20267			<input checked="" type="checkbox"/>		\$ 12,900,000
24020			<input checked="" type="checkbox"/>		\$ 550,000
22144				<input checked="" type="checkbox"/>	\$ 2,205,000
21038				<input checked="" type="checkbox"/>	\$ 9,200,000
21039			<input checked="" type="checkbox"/>		\$ 8,350,000
23021			<input checked="" type="checkbox"/>		\$ 4,800,000
20101			<input checked="" type="checkbox"/>		\$ 8,400,000
24027			<input checked="" type="checkbox"/>		\$ -
18156			<input checked="" type="checkbox"/>		\$ -
21041			<input checked="" type="checkbox"/>		\$ 2,450,000
23060			<input checked="" type="checkbox"/>		\$ -
23033			<input checked="" type="checkbox"/>		\$ -
23068			<input checked="" type="checkbox"/>		\$ 610,500
TOTAL WATER DISTRIBUTION PROJECTS	0	0	15	2	\$ 89,086,500

(9 Projects) Water Facilities & Other:

PROJECT	FROM LONG-RANGE	NEW	FY24 ON SCHEDULE	FY24 DELAYED	FY25 PROPOSED BUDGET
23026			<input checked="" type="checkbox"/>		\$ -
23080				<input checked="" type="checkbox"/>	\$ 7,000,000
24001			<input checked="" type="checkbox"/>		\$ -
23029				<input checked="" type="checkbox"/>	\$ -
23051			<input checked="" type="checkbox"/>		\$ -
25036		<input checked="" type="checkbox"/>			\$ 2,000,000
25019	<input checked="" type="checkbox"/>				\$ -
21116				<input checked="" type="checkbox"/>	\$ 1,100,000
Water Utility Support - Street projects			<input checked="" type="checkbox"/>		\$ 8,381,726
TOTAL WATER FACILITIES & OTHER PROJECTS	1	1	4	3	\$ 18,481,726
GRAND TOTAL	2	4	39	8	\$ 517,192,726

