

# City of Corpus Christi Fats, Oil and Grease (FOG) Program Manual and Policies

Prepared by



City of Corpus Christi

# Table of Contents

Section	Description	Page
Section 1	Introduction	4
Section 2	FOG Policy Statement	6
	I. Policy	6
	II. Ordinances	6
	III. General Requirements	7
	IV. Construction Standards	8
	V. Exceptions	10
	VI. Enforcement and Penalties	10
	VII. Program Monitoring and Performance Indicators	11
Section 3	Fats, Oils and Grease	12
Section 4	Education and Outreach	13
Section 5	Inspection, Sampling and Waste Hauling Protocols	18
	I. Background and Purpose	18
	II. Inspection	21
	III. Strip Malls	23
	IV. Sampling Protocol	23
	V. Sampling Difficulties	24
	VI. Manifests	25
Section 6	FOG Enforcement Procedures	26
Section 7	Data Management, UBO Letters, Surcharge and NOV Notification	36
	I. Background and Purpose	36
	II. Summary of Data Process	36
	III. MAXIMO Software	37
	IV. STAR AMI Software	37
	V. Utility Business Office Report	37
	VI. Issue New Surcharge Cost Letter	38
	VII. Notice of Violation (NOV)	38
Exhibit A	Water Utilities Department Organization Chart	5
Attachment	Electronic Files Containing FOG Program	Inside Cover

## List of Figures

Figure	Description	Page
1	Example Grease Trap Construction	15
2	Example Grease Interceptor Construction	15
3	Layered Sections of a Grease Trap	19
4	Above-Ground Grease Interceptor	20
5	In-Ground Grease Interceptor	20
6	MAXIMO FOG Management Software	22
7	Inspection Flow Chart	27

## List of Appendices

Appendix A	Public and Commercial Educational Outreach Materials <ul style="list-style-type: none"><li>• Frequently Asked Questions about FOG</li><li>• Example Grease Containers</li><li>• Example FOG Poster</li><li>• Example FOG Brochure</li><li>• Best Management Practices Poster (English/Spanish)</li><li>• City of Corpus Christi Online FOG Video</li><li>• EPA National Pretreatment Program - FOG Control</li></ul>
Appendix B	City Ordinances <ul style="list-style-type: none"><li>• Chapter 14, Section 14-281, Plumbing Code</li><li>• Chapter 55, Article XI, Commercial and Industrial Waste Disposal and Pretreatment</li><li>• Chapter 55, Article XIII, Liquid Waste Transport and Disposal</li><li>• Chapter 55, Article XVII, Maintenance and Operation of Grease Interceptors and Oil/Sand interceptors</li></ul>
Appendix C	Inspection Records <ul style="list-style-type: none"><li>• Pretreatment Compliance Inspection Record (Blank Copy)</li><li>• Example Record</li><li>• Example Chain of Custody</li></ul>
Appendix D	Approved Liquid Haulers <ul style="list-style-type: none"><li>• List of Approved Liquid Waste Haulers</li><li>• Example Manifest Documentation</li></ul>
Appendix E	Example NOV Letters <ul style="list-style-type: none"><li>• HEM Level Violation</li></ul>

- Grease Interceptor Pumping Frequency Violation
- Grease Interceptor Required Violation
- Example NOVs

Appendix F

Monitored Establishments

- Plumbing Permit Application
- List of Monitored Establishments

## Section 1 Introduction

The City of Corpus Christi is responsible for maintaining approximately 1,300 miles of publicly owned sanitary sewer pipelines and approximately 104 lift stations. To keep its sewer system functioning properly the City has implemented a Fats, Oils, and Grease (FOG) Control Program to minimize blockages in the sewer lines that may cause sanitary sewer overflows (SSOs) that could affect public health or cause contamination of receiving streams and Corpus Christi Bay. Exhibit A presents the Water Utilities Organization Chart showing department responsibilities.

City ordinances impose various requirements for sewer system users including the installation and maintenance of grease interceptors, oil/sand interceptors, and related devices (Grease Reducing Devices or GRDs) within the sewer system. Grease traps generally refer to small under the counter devices. A grease interceptor is generally a large outside, normally underground, multi-compartment tank that reduces the amount of FOG in wastewater before discharge into the wastewater collection system. Regular City staff inspections minimize the discharge of FOG and educate facilities regarding program requirements. Those facilities found to be non-compliant will be re-educated on the requirements. In some cases, enforcement actions may be initiated, which may result in suspension or termination of service, injunctive relief, civil penalties and criminal prosecution in accordance with approved City ordinances (See Section 2).

By working together with users of the City's sewer system to reduce the amount of FOG that enters the sewer system, the City can minimize blockages, cleaning costs, odors and the potential for SSOs.

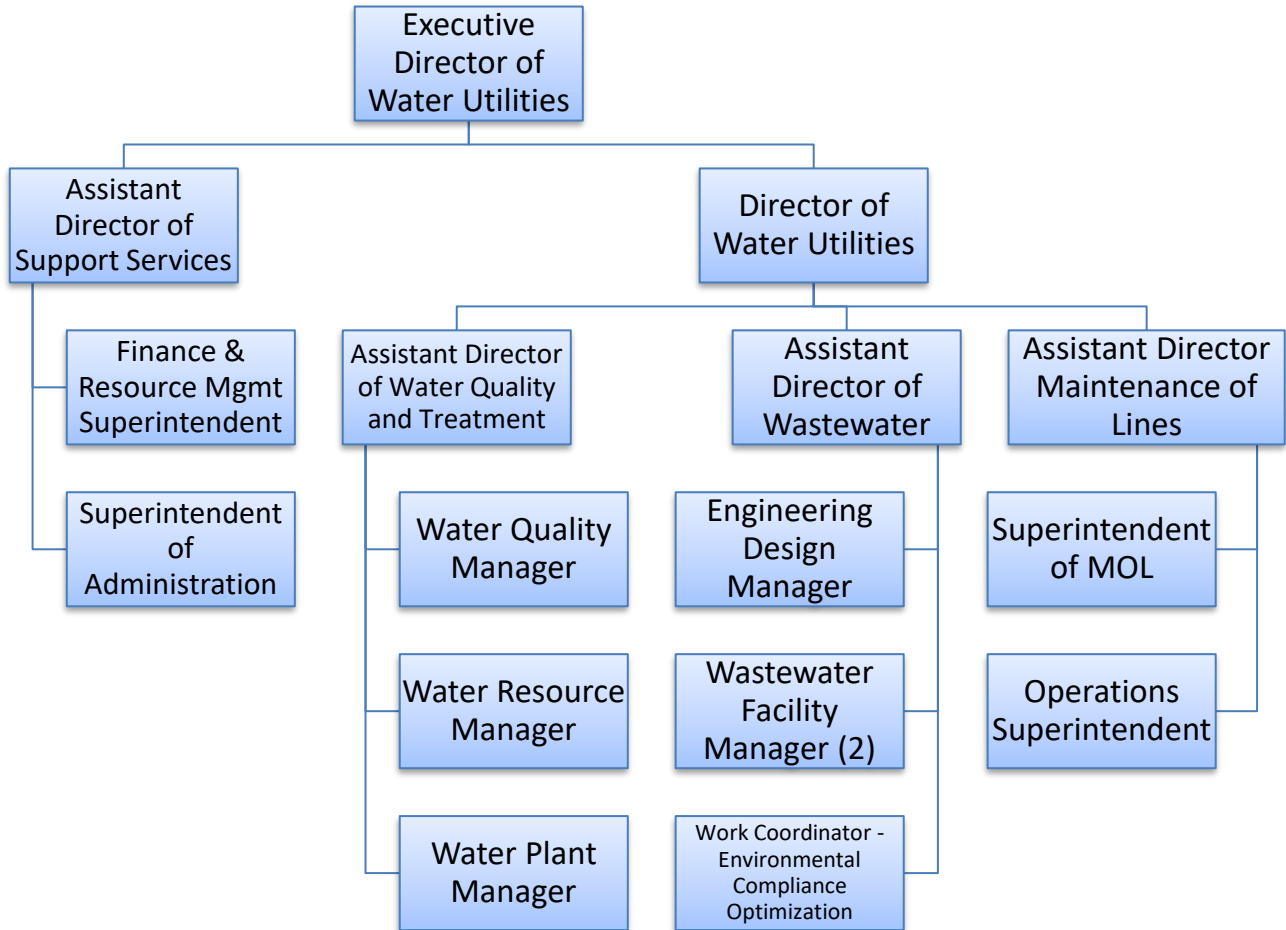
The purpose of this document, City of Corpus Christi FOG Program Manual and Policies (Manual), is to provide a written summary of the City's FOG Control Program. The various components of the FOG Control Program include:

- Public and Commercial Education and Outreach
- Provisions for proper FOG disposal
- Legal Authority to Prohibit Discharges
- Requirements to install and maintain GRDs
- Development and implementation of source control measures
- Coordination with Water Utilities Department on FOG related problems

Key program elements are:

1. Permits and Ordinances
2. Inspections
3. FOG requirements
4. FOG Haulers
5. Education and Outreach
6. Enforcement
7. FOG Program Performance Indicators

Exhibit A  
Water Utilities Department  
Organization Chart



## Section 2 FOG Policy Statement

### I. POLICY

It is the policy of the City of Corpus Christi to implement and enforce the FOG (fats, oils and grease) discharge requirements contained in the City of Corpus Christi's adopted ordinances.

The intent of this policy is to ensure compliance with the City's ordinances and provide specific standards for oil and grease interceptors' location, type and size, installation, construction, and maintenance.

It is the role of the City of Corpus Christi industrial pretreatment group to limit the excessive introduction of FOG into the sewer system and wastewater treatment plants, which may have the potential to create hazardous conditions in the collection system, treatment plant inhibitions, increased treatment cost, regulatory fines and other costs for the City.

Food service establishments (FSEs) shall provide a means of preventing fats, oils, and grease discharges to the City's sewer system. Where a GRD currently exists or is required by the City, it shall be maintained for continuous, satisfactory, and effective operation by the owner, leaseholder, or operator at his expense. GRDs shall be of a type and capacity approved by the City and shall be located as to be readily accessible for cleaning and inspection.

### II. ORDINANCES

The following provisions of the City of Corpus Christi Code of Ordinances provide the legal authority for the enforcement of the City's FOG Control Program (See Appendix B for detailed excerpts):

#### City of Corpus Christi Code of Ordinances

- Chapter 14, Section 14-281, Plumbing Code
- Chapter 55, Article XI, Commercial and Industrial Waste Disposal and Pretreatment
- Chapter 55, Article XIII, Liquid Waste Transport and Disposal
- Chapter 55, Article XVII, Maintenance and Operation of Grease interceptors and Oil/Sand interceptors

All terms used in this Manual are as defined in the City's ordinances. In the case of conflict between this Manual and the City's ordinances, the City's ordinances shall prevail.

### III. GENERAL REQUIREMENTS

- A. All FSEs shall have GRDs approved by the City as stated in City Ordinance 14-281 (32). In addition, Section 55-222 states that an undersized grease interceptor installed prior to November 1, 1993, which does not have additional future fixtures installed, is not required to be replaced in conformance with the current Plumbing Code, provided that the interceptor does not discharge grease into the sanitary sewer system. FSEs in which GRDs are not adequately maintained to prevent floatable oils, fat, or grease from entering the sewer system shall be notified in writing of any noncompliance and required to provide a schedule whereby corrections will be accomplished.
- B. All FSEs' grease-handling facilities shall be subject to review, evaluation, and inspection by City representatives during normal working hours. Results of inspections will be made available to the facility owner, leaseholder, or operator. City representatives may lend assistance by providing educational materials and minimal compliance actions.
- C. FSEs receiving unsatisfactory evaluations or inspections may be subject to penalties or other corrective actions as provided for in the City's ordinances.
- D. FSEs who continue to violate the requirements of the City's FOG Control Program may be subject to termination of water and sewer service. Refer to Sec.55-146(c).
- E. FSEs whose operations cause or allow excessive grease to discharge or accumulate in the City sewer system may be liable to the City for costs related to City service calls for line blockages, line cleanings, line and pump repairs, etc. including all labor, materials, and equipment. Failure to pay all service-related charges may also be grounds for termination of water and sewer service. Refer to Sec.55-146(g).
- F. Regularly scheduled maintenance of GRDs and equipment is required to ensure adequate operation. As a component of proper maintenance of GRDs, the FOG generator (owner, lease-holder, and/or operator) shall be responsible for the approved removal and disposal of grease in accordance with City ordinances and this Manual, and shall maintain on-site records of dates, and means of disposal. Records shall be maintained for a period of five (5) years. The need for cleaning is a function of the load of FOG plus the capacity of the GRD. The load of FOG varies, depending on the type of facility, the FOG management practices utilized by the facility, and the ability of waste hauler to accept and dispose of the waste product. The following summarizes the required cleaning of GRDs:
  - 1) GRDs shall be cleaned a minimum of once a quarter. In addition, grease traps and grease interceptors shall be cleaned as often as necessary to ensure that sediment and floating materials do not accumulate to impair the efficiency of the grease trap/interceptor; to ensure the discharge is in compliance with local discharge limits; and to ensure no visible grease is observed in discharge. Refer to Sec.55-220.



2) Grease traps and grease interceptors shall be completely cleaned a minimum of every ninety (90) days, or more frequently when:

- a. Twenty-five (25) percent or more of the wetted height of the grease trap or grease interceptor, as measured from the bottom of the device to the invert of the outlet pipe, contains floating materials, sediment, oils or greases.
- b. The grease layer thickness does not exceed six inches for a single compartment GRD or the final compartment on a multi-compartment GRD
- c. The discharge exceeds other pollutant levels established by the City; or
- d. The downstream wastewater pipes show evidence of grease deposits; or
- e. There is a history of non-compliance.

- G. No waste or wastewater pumped from the GRD is reintroduced back into the interceptor or sewer system. This is a violation of the City's ordinances and can result in enforcement action. Refer to Sec.55-220(b),(e).
- H. Any FSE whose effluent discharge to the sewer system is determined by the City to cause interference in the conveyance or operation of the sewer system may be required to sample its GRD discharge and have it analyzed for oil and grease at the expense of the owner, lease-holder, or operator of the FSE. Results of such analyses shall be reported to the City.
- I. Development Services is responsible for ensuring proper design and construction of GRDs. Inquiries regarding sizing and design criteria should be directed to Development Services at 361-826-3240.
- J. FSEs should adopt procedures for handling sources of floatable oils, fat or grease originating within their facility. A notice should be permanently posted at a prominent place in the facility-advising employees of the procedures to be followed.
- K. The City may render advice or make suggestions regarding the minimization of waste.

#### IV. CONSTRUCTION STANDARDS

##### A. New Facilities

- 1. All new FSEs shall be required to install a GRD as required by City ordinances. Grease interceptors shall be adequately sized, with no interceptor less than 1,000 gallons total capacity unless otherwise approved by the City.
- 2. No new FSEs will be allowed to initiate operations until GRDs are installed and approved by the City.
- 3. Development Services is responsible for ensuring that GRDs are designed for direct accessibility from the surface for servicing, inspection,

maintenance and that the GRD basket, screen or other intercepting device is properly sized and is removable for cleaning.

#### B. Existing Facilities

1. All existing FSEs shall have GRDs approved by the City. FSEs without any grease-handling facilities will be given a compliance deadline not to exceed six (6) months from date of notification to have approved and installed grease-handling equipment in compliance with this Policy. Failure to do so will be considered a violation of the City's ordinances and may subject the facility to enforcement. Said installations shall meet the same requirements for design as for new facilities. (See Section IV.A. above).
2. In the event an existing FSE's GRDs discharge grease due to either under-designed or substandard in accordance with this Policy, the owner(s) will be notified in writing of the deficiencies and required improvements and given a compliance deadline not to exceed six (6) months to achieve compliance.
3. For cases in which "outdoor" type grease interceptors are infeasible to install, existing FSEs will be required to install adequate and approved "under-the-counter" grease traps for use on individual fixtures including dishwashers, sinks, and other potentially grease-containing drains.
4. Sizing of "under-the-counter" grease trap units will be in accordance with recommended ratings for commercial grease traps (See Appendix B).
5. City approval of flow control devices and grease trap design must be obtained prior to installation.
6. The location of "under-the-counter" units must be as near the source of the wastewater as physically possible.
7. Wastewater from garbage grinders should not be discharged to grease traps/interceptors.
8. In maintaining grease traps/interceptors, the owner(s) shall be responsible for the proper removal and disposal by appropriate means of the captured material and shall maintain records of the dates and means of disposal, which are subject to review by City representatives.
9. The use of enzymes, grease solvents, emulsifiers, etc. is prohibited.

#### C. New Food Service Establishments in Existing Buildings

1. New FSEs located in existing buildings will be required to comply with the Construction Standards applicable to new FSEs at Part IV.A. above.
2. Where physically impossible to install "outdoor" units, "under-the-counter" units may be allowed as with existing FSE upon prior approval by Development Services of unit type, size, location, etc. so long as consistent with the manufacturer's instructions.

## V. EXCEPTIONS

Under certain circumstances, the interceptor size and location may need special exceptions to this Policy. If an exception to this Policy is requested, the facility must demonstrate that the size and location will not cause the facility any problems in meeting the City's discharge requirements.

The intent of this Policy is to ensure compliance with the City's ordinances establishing its FOG Control Program. This Policy is in no way intended to discourage development, but rather to protect the facilities and the City's infrastructure as it relates to the City's sanitary sewer system.

## VI. ENFORCEMENT AND PENALTIES

Enforcement of this Policy shall be in accordance with the provisions of applicable City ordinances. Failure to comply with this Policy may be grounds for civil penalties and /or discontinuance of service. Additionally, failure to comply may result in the notification to the Corpus Christi/Nueces County Public Health District, Environmental Consumer Health Protection Department for request of enforcement action that may lead to revocation of the FSE's food service permit.

Penalties for violations are detailed in Section 55-146 of the municipal code and summarized below:

### Civil Penalties Sec. 55-146(g):

- \$1,000 Per Violation Per Day
- Recovery of expenses (legal, court fees, sampling, actual damages incurred by City, etc.)

### Criminal Penalties Sec. 55-146(h)

- Upon conviction of willful or negligent violation, \$1,000 up to \$2,000 Per Violation Per Day
- Upon conviction of introducing any substance that causes injury or property damage, a minimum of \$2,000 and any other action for personal injury or property damage
- Upon conviction of making false statements, certifications, tampers with monitoring devices, etc., \$1,000 up to \$2,000 Per Violation Per Day

This Policy may be modified or changed by the City at any time in accordance to the requirements of the applicable municipal, state and federal law upon City Council approval of ordinance amendments.

Any questions concerning this Policy should be directed to:

Wastewater Pretreatment Work Coordinator  
Office: 361-826-1800  
Fax: 361-826-1715

## VII. PROGRAM MONITORING AND PERFORMANCE INDICATORS

Performance indicators have been established and will be monitored for the City's FOG Control Program on an annual basis. Key FOG program performance indicators to be reviewed annually include:

1. Inspections
2. Re-inspections
3. Citations and Violations

## **Section 3      Fats, Oils and Grease**

FOG is discharged from the sinks and drains of generating facilities, such as FSEs, as well as residences. These discharges can accumulate in sewer lines and cause blockages in the private service lateral, or the City-owned mainline sewers and lift stations. FOG blockages can cause backup of sewage into homes or businesses and may even result in SSOs.

Implementation of the City's FOG Control Program as documented in this manual will ensure proper handling and disposal of FOG by grease generating facilities and monitor compliance with regulations that have been adopted. Many factors contribute to FOG accumulation including facility operational procedures and equipment. A major potential source for FOG is food preparation facilities such as restaurants, cafeterias, meat markets, etc. Wastewater with a high concentration of animal fat tends to congeal and harden in sanitary sewers and thereby restrict pipeline flow capacity over time. City ordinances regulate these facilities and limit the FOG they may discharge to the sewer system.

Facilities that utilize rotisseries, fryers, kettles and large dishwashing machines will generally produce larger quantities of FOG and if not properly captured and disposed off-site will significantly contribute to FOG accumulation in the collection system.

Best management practices (BMP) for kitchen management are presented in Appendix A. The City's outreach program includes materials and publications to assist facility owners in training employees in proper FOG management.

A facility with a large number of sinks and drains in the food preparation and clean-up areas will have a higher potential to introduce FOG into the sewer system. Such facilities should have designated sinks and drains for waste streams that may contain grease and these sinks and drains should be connected to a properly sized grease trap. Employees should be trained to use the proper sink and drain when handling waste grease.

Disposal of residual food scraps should be by scraping them into the garbage. Allowing food scraps to be washed down drains will increase the likelihood of FOG accumulations in the sanitary sewer with an increased possibility of sewer blockage. Scraping utensils should be provided by facilities to encourage employees to scrape food scraps into the garbage for disposal.

Customer seating available at a monitored facility is an indicator of potential FOG discharge. Facilities with high occupancy will tend to serve more meals resulting in higher FOG production. Such facilities are likely to create high accumulation in downstream sewer lines if proper grease trap maintenance is not performed.

## Section 4 Education and Outreach

The City of Corpus Christi has prepared various FOG related educational and outreach materials for distribution to FSEs, residents, and other groups such as trade organizations, schools, etc. (refer to Appendix A). These materials are available to the FSE inspectors for distribution and education of facility employees and management. Residential FOG outreach includes exhibiting at special events such as the Annual Water Day activities where literature is distributed to the public. In addition, periodic television, radio, and newspaper public service announcements are made to inform the public of the proper methods to dispose of household grease.



The Water Utilities Department may target residential and/or commercial areas of the City where grease related blockages are being observed on a higher frequency. Targeted FSEs in the area may be scheduled for inspection and/or residential areas (including multi-family housing) may be blanketed with literature and outreach materials.

A key element of the City's FOG Control Program is centered around an ongoing public outreach to residents and facility owners and employees on the importance of FOG control. Educational materials such as informational fact sheets, residential grease containers, City Website, and other various materials are used to educate the public and facility owners/employees. The City's FOG staff performs inspections and work with facility managers to ensure compliance and that Best Management Practices ("BMPs") are being implemented. Appendix A presents a summary of educational materials distributed by the City for education and outreach to residents and facility managers.

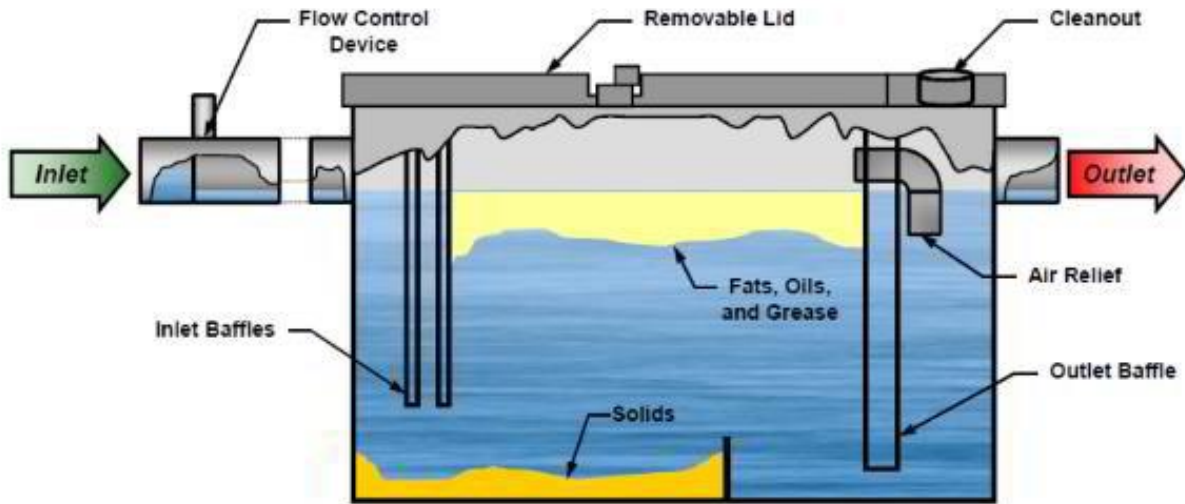
The use of kitchen BMP is of great importance in reducing FOG and the practices are relatively easy to implement at minimal costs. Facility operators should train employees on proper methods of grease disposal. The training of employees should include a review of BMPs. To assist the facility in training employees, the City of Corpus Christi distributes a poster of best management practices at no cost to the facility (See Appendix A). Best management practices that a facility is expected to implement are:

1. Scrape grease and food waste from plates and pots into the solid waste trash before washing
2. Install drain screens on all sinks and floor drains to collect solids for disposal in the trash
3. Monitor grease abatement devices (grease interceptors, etc.) and clean regularly
4. Limit garbage disposal usage to non-greasy food materials

5. Use absorbent materials to prevent grease spills from entering drains
6. Use educational materials for training of all new employees
7. Post educational materials at key locations to minimize FOG discharges

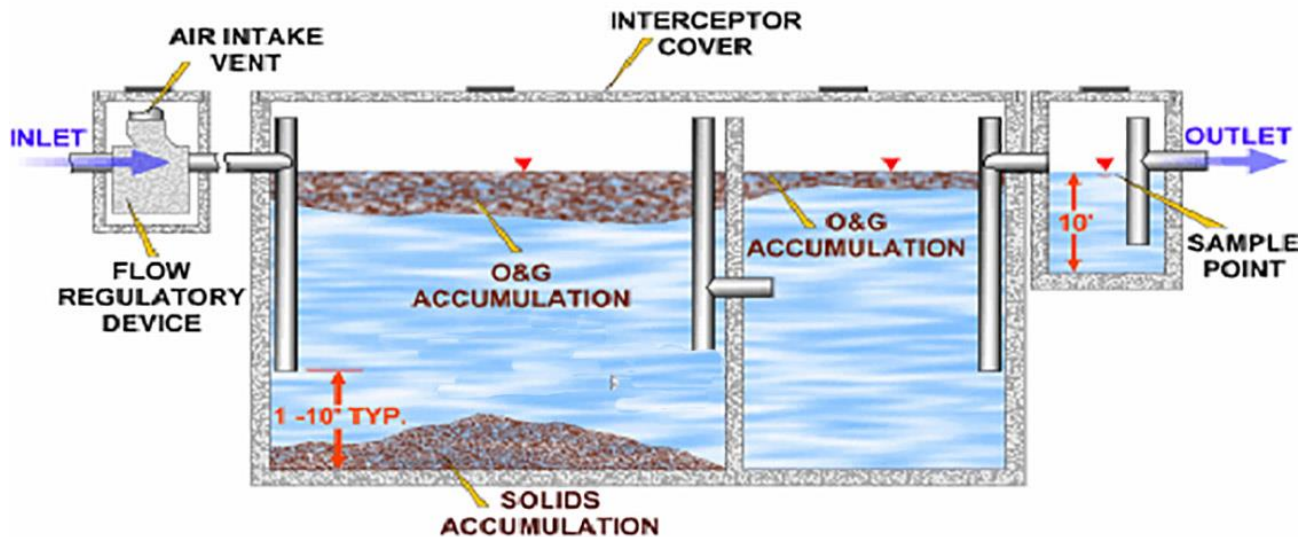
Grease interceptors are devices that are designed to separate FOG from the wastewater. Figures 1 and 2 present typical grease trap and interceptor construction.

**Figure 1**  
**Example Grease Trap Construction**



Size: Approximately 2 feet

**Figure 2**  
**Example Grease Interceptor Construction**



Size: Approximately 8 feet



Both outdoor in-ground grease interceptors and indoor (generally under sink) grease interceptors are utilized within the City of Corpus Christi. The determination as to whether a grease interceptor is required is site-specific and regulated by the City's pre-treatment ordinance and plumbing code (See Appendix B). The ordinance states:

*A grease interceptor must be installed in the waste line leading from sinks, drains, food waste grinders, garbage can washers, dumpster drains, or other fixtures in restaurants, hotel kitchens or bars, factory cafeterias or restaurants, clubs, churches, schools, or other commercial food preparation or cooking areas where, in the opinion of the building official, grease can be introduced into the drainage system in quantities that can affect line stoppage or hinder sewage disposal. All floor drains located in the food preparation or cooking areas must be connected to the grease interceptor. Mop and service sinks used for the disposal of wastewater from mopping of floor surfaces in food preparation and cooking areas must be connected to the grease interceptor*

*CORPUS CHRISTI, TEX. REV. ORDINANCES ch. 14, art.II, § 14-281. (incorporating by reference 1003.3.1 of the International Plumbing Code, 2015 ed.)*

Factors that may be considered when evaluating the need for a grease interceptor include:

- Type of food preparation equipment (kettles, fryers, grills, woks, etc.)
- Hours of operation
- Number of seats
- Dishwasher size and use
- Installation of grease limiting devices

In general, new facilities to be constructed under a building permit will be required to properly size and install in-ground or under sink grease interceptors depending on projected waste volumes. Facilities that undergo modifications or significant change in operations will be reevaluated and may be required to increase the grease interceptor size or modify maintenance operations to address increased FOG loadings.

Any in-ground grease interceptor that separates FOG, solids and water will require appropriate City approval of the design and cleaning schedule. Proper sizing will ensure sufficient retention times to allow particles to rise or settle before passing out the effluent and into the collecting sewer line. Once the grease interceptor contains over 25% grease or solids, it fails to provide separation and subsequently solids and grease are discharged into the sewer system in violation of City ordinance. Grease interceptors must be regularly cleaned prior to them filling to capacity. Quarterly cleaning is required by ordinance. The cleaning frequency may require shortening if the City determines from inspection or sampling that the current maintenance cleaning schedule is inadequate.

The use of chemical additives to disperse FOG is not allowed.

Facilities may have approved GRDs that are located within the facility. Such devices are generally limited to small FOG generators or where in-ground structures are not feasible or where anticipated flows are low. Regardless, such facilities must be properly designed for the anticipated use and approved by the City.

The City will review and approve the sizing and installation of all GRDs. The type and installation must conform to City ordinances, including the plumbing code. Scheduled maintenance of all GRDs is required. Maintenance of the GRD must be conducted in accordance with the manufacturer's guidelines, this Policy, and at a frequency that prevents FOG and solids to enter the downstream sewers. Where applicable, wiper blades and internal components should be inspected and changed when worn and solids collection baskets should be emptied on a daily basis. Larger facilities should monitor the grease interceptor and have scheduled service to remove FOG and solids. Facilities may minimize the cost of FOG disposal by implementing applicable BMPs.

Even with proper operation and maintenance of GRDs, it may be necessary to periodically clean the service line lateral pipe(s). Over time, FOG that is not collected will deposit in the lateral. Depending on the volume of FOG and lateral pipe size, cleaning of the service line may be required to provide reliable service. If the facility experiences slow sewage flow or blockages, and the GRD is functioning properly, then periodic cleaning of the service line may be required to ensure reliable service. The City inspector may assist the facility in determining if periodic service lateral cleaning is necessary. Although not required by ordinance, facilities should plan on cleaning the service lateral downstream of the GRD once every year.

It is the FOG generator who is responsible for implementing appropriate BMP's, employee training and properly operating and maintaining its GRD. The City will perform periodic inspections and re-inspections as necessary to ensure compliance with City ordinances. The goal the FOG Control Program is to minimize sewer system blockages and potential SSOs associated with FOG discharges into the sewer system. If a facility is found to be deficient in the FOG Control Program requirements, then the City will work with that facility to correct deficiencies. The City will encourage facilities and residents to limit discharges of FOG and will work with them to address City concerns. However, if a facility or resident continues to discharge FOG, the City has the right to enforce additional FOG abatement measures, including fines for ordinance violations.

## **Section 5      Inspection, Sampling and Waste Hauling Protocols**

### **I.      BACKGROUND AND PURPOSE**

The City of Corpus Christi FOG inspection frequencies are determined by a performance-based system. Performance is determined during FSE inspections and is related to compliance with the FOG ordinance. If an FSE is out of compliance, a higher frequency of inspections will occur until the FSE becomes compliant. As the FSE maintains its compliance, the frequency of inspections will be reduced. For those FSEs who maintain their compliance, a minimal inspection frequency will be assigned. For those FSEs in compliance, the inspection frequency is 36 months. For FSEs that are found to be out of compliance during their inspection, they will be placed on a 6-month frequency and possibly higher depending on the nature of the compliance issue. For out of compliance FSEs, if during the next inspection, the FSE has come into compliance, the inspection frequency will be reduced to 12 months. And if during the next inspection, the FSE is still in compliance, it will be returned to the 36-month frequency.

No FSE shall discharge or cause to be discharged into the sewer system FOG that exceeds a concentration level adopted by the City or that may accumulate and/or cause or contribute to blockages in the sewer system or at the sewer system lateral which connects the FSE to the sewer system.

Grease Removal Device (GRD) operation and maintenance is critical to the GRD performance. Each FSE is required to maintain the GRD in satisfactory operating condition. To ensure the GRD is working as it was designed, the following practices are available to the city for FOG inspection and control:

#### **1. Content Removal**

Normal maintenance must include the complete removal of the contents of the GRD including floating material, wastewater (grey water), settled solids and grease accumulation on the sides of the GRD at a maximum interval of 90 days. Decanting or discharging of removed waste or wastewater back into the GRD from which the waste or wastewater was removed or any other GRD or portion of the collection system for the purpose of reducing the volume to be disposed of, is strictly prohibited. No FOG that has accumulated in a GRD is allowed to pass into any sewer lateral, sewer system, storm drain or public right of way during maintenance activities.

#### **2. Prohibition of Additives**

The introduction of additives such as bacteria, enzymes, emulsifiers, or similar agents designed for the purpose of emulsifying or controlling FOG discharge into GRDs or associated plumbing is strictly prohibited.

### 3. Waste Hauler

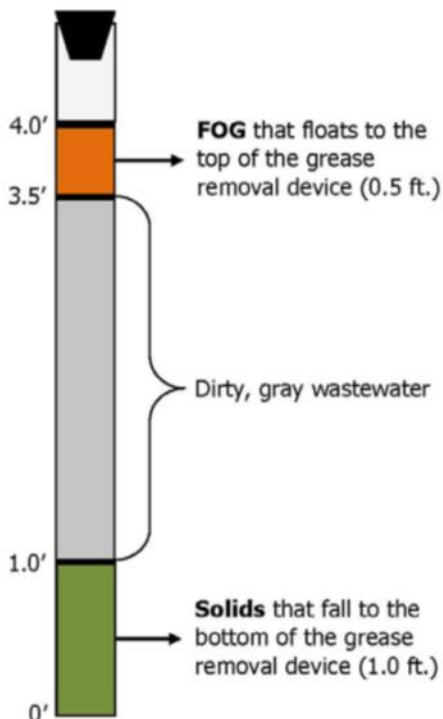
All FSEs are responsible for ensuring that all recovered contents of the GRD are removed by a City of Corpus Christi permitted liquid waste hauler and disposed of at an approved facility.

### 4. 25% Rule Maintenance Frequency

Unless otherwise authorized by the Executive Director of Water Utilities Department or designee, all GRDs must be pumped out completely by a permitted waste hauler whenever the accumulation of grease and solids is 25% of the GRD overall liquid depth or at least every 90 days whichever is more often. Exception to this minimum frequency of pumping may be made with special written approval from the Executive Director of Water Utilities Department or designee for generators of small quantities of grease waste. In no case will the frequency of pumping be less than once every six months. The 25% rule is a requirement for GRDs to be maintained such that the combined FOG and solids accumulation does not exceed 25% of the design hydraulic depth of the GRD. This is to ensure that the minimum hydraulic retention time and required available hydraulic volume is maintained to effectively intercept and prevent FOG discharged to the sewer system.

The following is an example calculation for determining compliance with the 25% rule:

**Figure 3**  
**Layered Sections of a Grease Trap**



**Does this example meet the 25% rule?**

- ❖ Total FOG on top of device = 0.5 ft.
- ❖ Total solids at the bottom of device = 1.0 ft.
- ❖ Total depth of device contents = 4.0 ft.

Percentage of FOG + solids:

$$\frac{(\text{FOG} + \text{solids})}{\text{Depth of interceptor contents}} = \frac{(0.5' + 1.0')}{4.0'} = \frac{1.5'}{4.0'} = 37.5\%$$

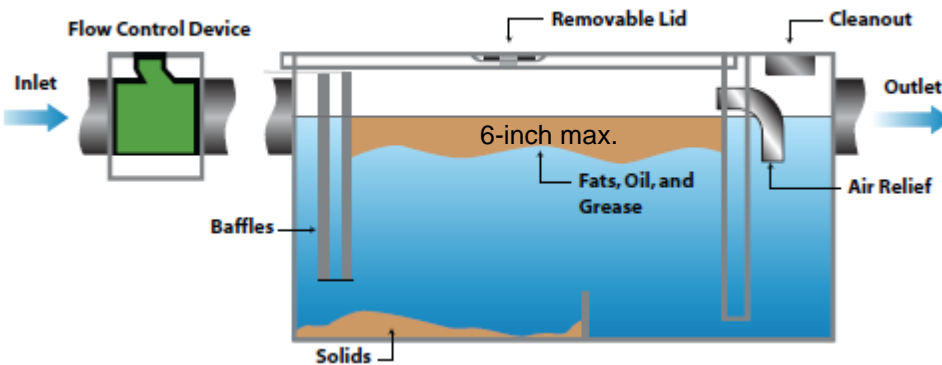
- **Answer:** No, the 25% rule is not met and the FSE needs to increase pumping frequency.

5. Six Inch Rule Maintenance Frequency

As an alternative, the City may also inspect to determine that the grease layer thickness does not exceed 6 inches for a single compartment GRD or the final compartment on a multi-compartment GRD. The following present the application of the 6-inch rule for grease thickness. In the above example you will note that the facility is in compliance with the 6-inch grease layer rule but does not comply with the 25% rule.

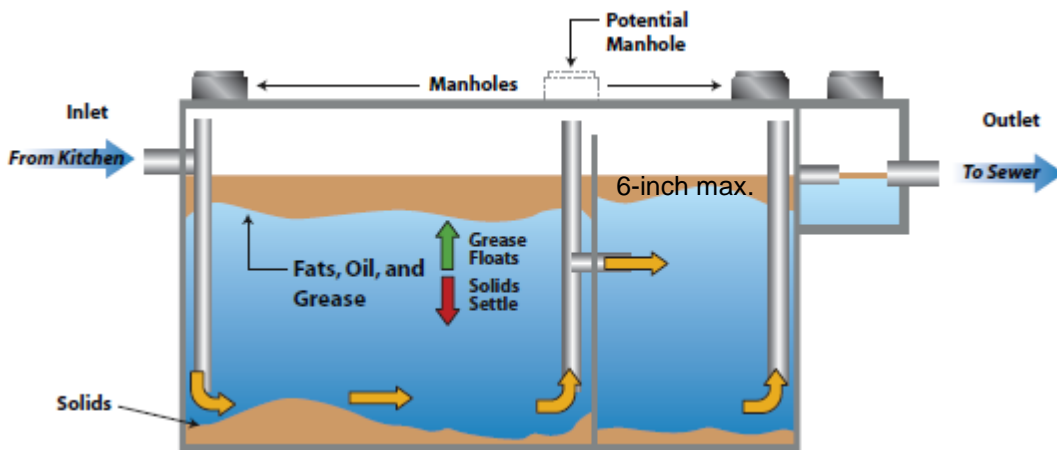
Single Compartment 6-inch grease rule:

**Figure 4**  
**Above Ground Grease Interceptor**



Multi Compartment 6-inch grease rule:

**Figure 5**  
**In-Ground Grease Interceptor**



## 6. Grease Deposits in Mainline Sewer

Mainline sewers with elevated grease deposits may be identified by city O&M crews. Such areas of the city may undergo stepped-up inspections of FSEs to identify the elevated source(s) of grease that were observed in the mainline sewers.

## 7. 200 mg/l HEM Testing

Sampling of the GRD discharge can be initiated to determine compliance with ordinance and establish surcharges for discharges exceeding 200 mg/l HEM. The HEM test is a tool available to the city in evaluating the effectiveness of GRD operation.

The inspection is to verify that the facility has an appropriately sized GRD, which include but are not limited to grease traps and interceptors, and that it is efficiently maintained by an approved hauler. Sampling methodology is in accordance with analytical methodology required to test for oil and grease analysis levels, Biochemical Oxygen Demand (BOD), and Total Suspended Solids (TSS). The BOD analysis confirms wastewater concentration while the TSS analysis measures solid levels within the waste stream. The measured level of grease and solids is used to determine the adequacy of cleaning. The Utility Business Office (UBO) surcharge allowance to the facility is based on BOD and TSS values.

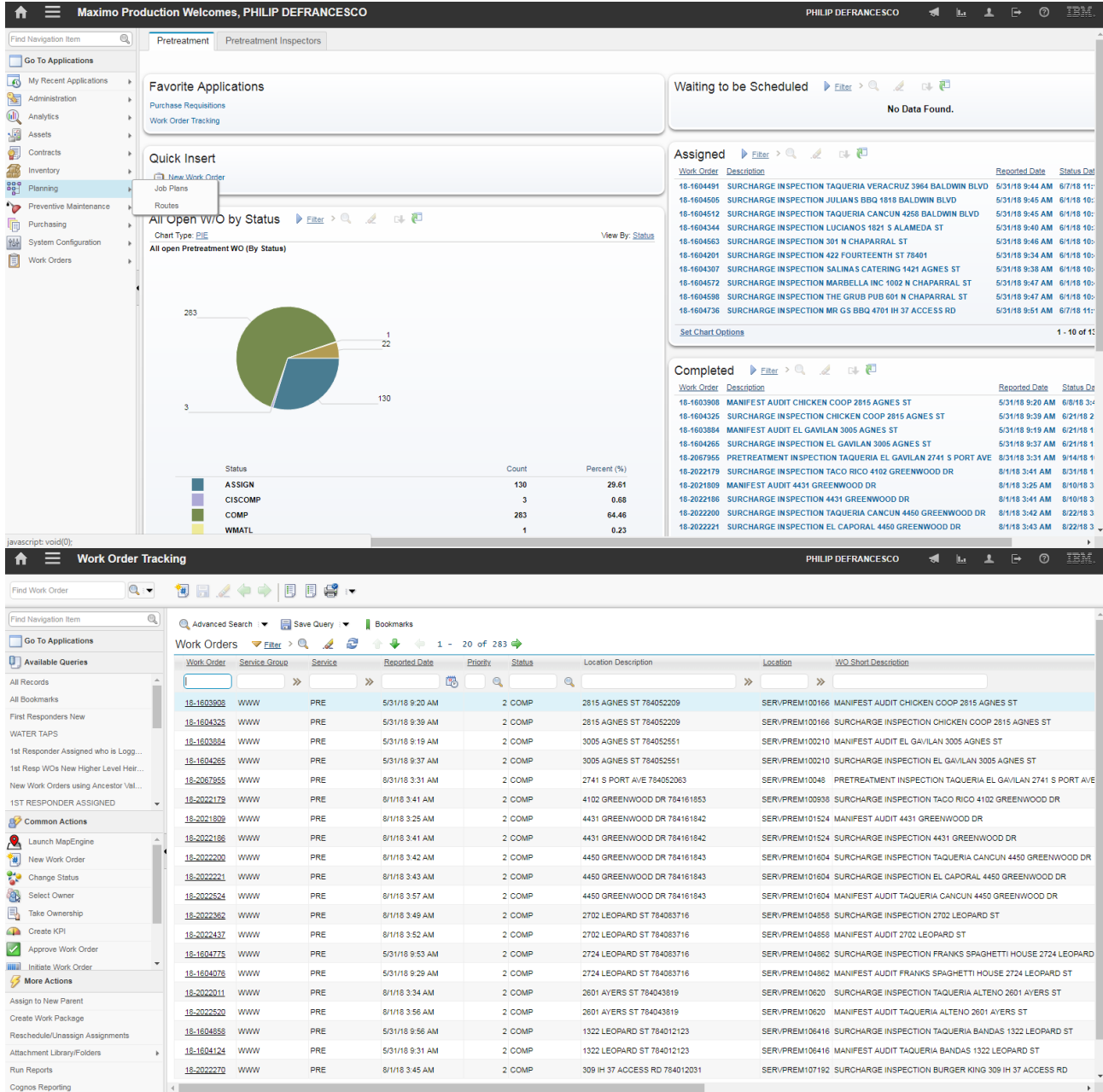
Following is the procedure used by City FOG Program staff during an inspection (Figure 3 presents sample screen images from Maximo software):

## II. INSPECTION

1. Pre-inspection preparation. The goal is to inspect each restaurant on an annual basis. The inspector will check Maximo software and compile a list of all restaurants to be tested that month.
2. Visit restaurant during probable hours of operation. Note: Many of the smaller taquerias close at 2:00 PM. No appointment or notice is required prior to your visit. Confirm that the actual address matches the address from Maximo.
3. Special note: If restaurant is part of a strip mall, see section below.
4. Prepare a Pretreatment Compliance Inspection Form (Appendix C). Log the restaurant name, address and location ID. Note the days and hours of operation, if posted outside the restaurant.
5. Enter the restaurant and identify yourself as a health inspector for the Water Utilities department.
6. Ask for a manager. If no manager is on site, ask for the person currently in charge. Be prepared to provide your City identification if asked.

# Figure 6

## Sample Screen Images from Maximo FOG Management Software



7. Identify yourself to the manager and ask to see the GRD records. It is helpful to have an example grease hauling manifest available to show the manager. Tell the manager that you will need to see the last twelve months of records. Note: All restaurants are required to have the previous five (5) years of records on site.

8. Check the records. Make sure the manifest form in the City format at Appendix D is utilized. No other form is acceptable. On the inspection form, log the dates pumped for the last 12 months (from each record), company name, and GRD size.
9. Make sure the hauler is on the approved hauler list. If not, notify the manager that the hauler is not permitted to haul in Corpus Christi. Hand the manager a list of permitted haulers. Report the non-permitted hauler to the Pretreatment Coordinator and provide the Coordinator a copy of the unapproved manifests.
10. Note the restaurant manager's name, get a signature and date, get a phone number, and whether or not food is fried on site. Fill out the form as completely as possible and return the restaurant hauling records to the manager.
11. Plan the sampling event. Based on the information, tell the manager approximately when you will be sampling the facility.
12. Inspect the site for GRD locations, overflows, cleanout locations, manholes. Note the size and type of GRD on the inspection form. Check for City cleanouts and sampling ports. Note: Previous collection sites may be marked with green paint.
13. Draw a map of the site on the back of the inspection form, and note all GRDs, cleanouts and manholes. Designate a probable collection site. If necessary, consult prior inspection sheets in the Pretreatment Office files.

### III. STRIP MALLS

1. Strip malls are variable as to what is required because sometimes each store has a water meter and pays its own water and wastewater bill. These stores are sampled individually and each store has its own UBO surcharge.
2. If a strip mall has only one water meter, or if water/wastewater is all billed to a shopping center, then the strip mall is tested as one unit and a representative sampling site must be used for sampling. Check prior collections in the files and also check STAR AMI (City software as discussed in Section 7 below) to identify the responsible facility for water account.
3. In Maximo, if a strip mall restaurant has GRD pumping records but no laboratory records, it is being tested with the strip mall and should not be tested individually.

### IV. SAMPLING PROTOCOL

1. Consult the ISCO manuals for proper operation of the auto-samplers.
2. On site, locate a representative sampling site.
3. Position the auto-sampler itself in a safe area, free from auto and foot traffic.
4. Use clean tubing with appropriate probe attachment. For low flow cleanouts, use a bell probe and position opening of the probe under the water surface.
5. Test the auto-sampler to make sure the battery is operational, and the sampler is pulling sample.



6. For each establishment, collect one 1L HEM bottle and 500ml BOD/TSS bottle. The HEM, if necessary, is a grab sample and can be used to determine if the GRD is performing properly. The BOD/TSS is based on composite sampling protocols.
7. Based on restaurant hours, program the auto-sampler to collect its samples at appropriate scheduled intervals representing the entire wastewater stream over an entire day. For example, at a 24-hour facility set the sampler to pull one sample each hour for 24 hours. For a facility only open until 2PM, you may want to sample more often, ending the sampling soon after the facility closes. Make sure that the (number of collections) X (sample volume per sample) does not exceed the total capacity of the auto-sampler jug.
8. Safety protocols. If needed to secure the tubing, use duct tape to secure tubing to concrete or asphalt. If the sampling area may experience foot traffic, position safety cones in visible areas. If a manhole is used, run the tubing through the hole opening in the manhole covering.
9. Lock the auto-sampler to a secure site, e.g., telephone pole, fence. Use a 5-foot chain and a #620 lock. If the collection site is in an open area with no site to secure auto-sampler, use an orange/white striped barricade over the auto-sampler. Lock the auto-sampler to the barricade.
10. Place samples on ice in coolers.
11. Utilize the proper Chain of Custody form (Attachment C) for samples.
12. Draw a map on the back of the inspection form. This will help future samplers and will also be helpful in analyzing unusual results.
13. Collect samples and return to office to refrigerate same. The lab will accept a sample size of 500 ml for BOD/TSS analysis with maximum 48 hours holding time between collection and receiving.
14. Take the samples and Chain of Custody to the City water laboratory. Keep the yellow copy and staple it to the inspection form. Enter the inspection data into Maximo software.

## V. SAMPLING DIFFICULTIES

1. If a restaurant does not have a way to be sampled, e.g., no cleanout, no manholes, then place that restaurant on the "Restaurants Without Cleanouts List." This list goes to the Collections Superintendent and then likely to a private contractor who installs City cleanouts.
2. If a cleanout is blocked with grease, pour hot water into the cleanout to attempt to dissolve the grease. If it cannot be cleaned out, report the problem to the restaurant for them to have the lines jetted.
3. GRD overflows. Report to Collections for line to be jetted. Notify restaurant that their lines need to be jetted by a licensed plumber of their choice, also notify

collections and potentially have City line jetted, if it appears that the City's service line is at fault.

4. No GRD installed. Create a NOV for the restaurant. Deliver the NOV along with the Grease Trap video. Notify restaurant that they need to get a licensed plumber to size and install an interceptor and then submit plans to Development Services for approval and permit issuance and then have interceptor installed.
5. Cannot get sample with auto-sampler at any time. After many and varied attempts, write "No Sample" on the form and place it in the finished pile. Make plans to go back and find out why no sample can be taken.
6. If auto-sampler loses suction, check the probe for blockage. If not blocked, change tubing. You may need to change the pump tubing, which is in the supply room. Make sure the battery is fully charged.

## VI. MANIFESTS

The following protocol will be used by City FOG staff as it relates to inspection and review of liquid waste haulers manifest books:

Appendix D presents the current list of haulers with current licenses. This list is reviewed and updated during annual program reviews.

It is the City of Corpus Christi's practice for the responsibility of the waste hauler to have the manifest printed for their company. The manifests must follow the TCEQ format of a five-part copy with three sections: Generator, Hauler, and Disposal Site.

It is the responsibility of the FSE to maintain completed manifests on site and make available during inspections by city personnel.

## Section 6 FOG Enforcement Procedures

The following protocol will be used by City FOG staff as reference material and guideline during inspections and follow-up enforcement actions (Figure 4 presents a flow chart showing the inspection process):

### 1) Restaurants are inspected on an annual basis.

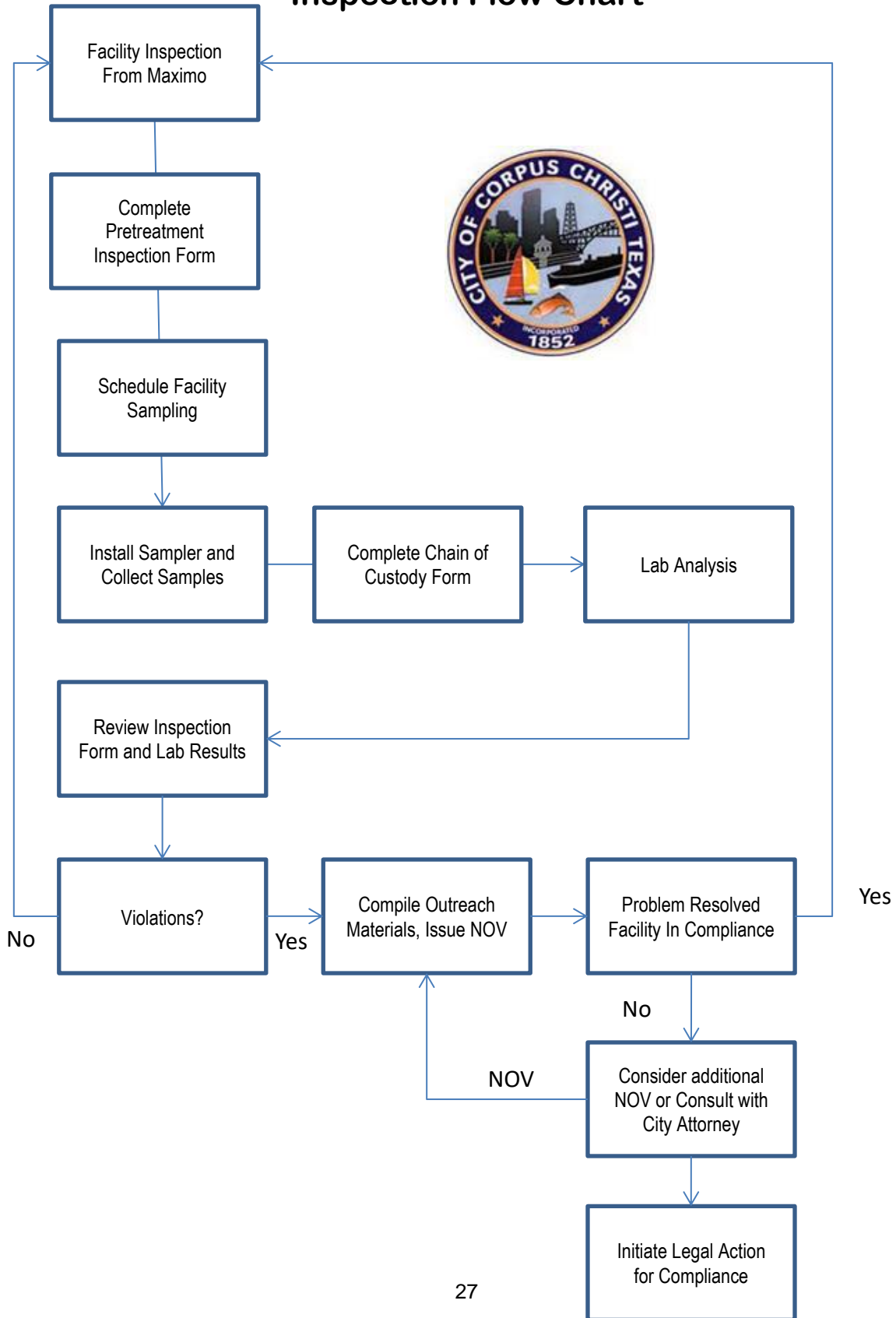
*CORPUS CHRISTI, TEX. REV. ORDINANCES ch. 55, art. XI, § 55-145. (Chapter 55: Utilities; Article XI: Commercial and Industrial Waste Disposal and Pretreatment; Section 55-145: Compliance Monitoring).*

- (a) Inspection and sampling. Authorized representatives of the city, state, and federal governments have the right to enter the facilities of any industrial user during hours of plant operation or during times in which discharge is made to the POTW's (Publicly Owned Treatment Works) collection system to ascertain whether the purpose of this article, and any permit or order issued hereunder is being met and whether the industrial user is complying with all requirements thereof. Minimally, the city shall inspect on an annual basis the premises of each significant industrial user and shall take at least one (1) sample from each significant industrial user each user. Industrial users shall allow the director or the director's representatives ready access to all parts of the premises for the purposes of inspection, sampling, records examination and copying, and the performance of any additional duties.*

*CORPUS CHRISTI, TEX. REV. ORDINANCES ch. 55, art. XVII, § 55-223. (Chapter 55: Utilities; Article XVII: Maintenance and Operation of Grease Interceptors and Oil/Sand Interceptors; Section 55-223: Enforcement).*

- (a) General. Failure to timely clean and keep grease interceptors and sand/oil interceptors clean causes or may cause substantial interference to the publicly owned treatment works, or may cause damage to sanitary sewer facilities or structures, or otherwise may create an emergency condition requiring immediate corrective action. The cleaning of interceptors and the record keeping required in conjunction therewith is subject to enforcement in the same manner as for violations of the Commercial and Industrial Waste Disposal and Pretreatment Ordinance, Section 55-146 Enforcement.*
- (b) Compliance with commercial and industrial waste disposal and pretreatment ordinance required. The owner, operator, or manager of a premise which has an interceptor shall comply with the Commercial and Industrial Waste Disposal and Pretreatment Ordinance, sections 55-140—55-149.*
- (c) Penalties. The penalties in section 55-146 Enforcement also apply to a violation of this article.*

## Figure 7 Inspection Flow Chart



**2) The inspection form consists of address, phone number, sampling data, hours of operation, sampling information and location, inspection participant, interceptor pumping schedule, pumping company and dates of cleanings, size of interceptor, and comments. (See Appendix C forms entitled, “Pretreatment Inspection”).**

*CORPUS CHRISTI, TEX. REV. ORDINANCES ch. 55, art. XVII, § 55-220 (a)-(f). (Chapter 55: Utilities; Article XVII: Maintenance and Operation of Grease Interceptors and Oil/Sand Interceptors; Section 55-220: Installation, Maintenance, Operation, and Cleaning of Interceptors).*

- (a) Installation of Interceptors. The owner, operator or manager of a premises shall install an interceptor as required by the City Plumbing Code.*
- (b) Maintenance of interceptors. The owner, operator or manager of a premises with an interceptor shall be required to maintain the interceptor as follows:
  - (1) Interceptors must be maintained in an efficient operating condition by removal of accumulated grease, oil, or sand. Interceptors must be maintained in the original manufacturer’s condition and must not be altered.*
  - (2) It shall be a violation for the owner, operator or manager of with an interceptor to fail to clean or maintain an interceptor as required by this City Code.**
- (c) Cleaning Required. The owner, operator or manager of a premises with an interceptor shall be required to clean the interceptor as follows:
  - (1) Unless otherwise authorized in writing by the Director, all interceptors must be completely cleaned and pumped out by a City-permitted waste hauler upon the earliest occurrence of any of the following events:
    - a. The accumulation of fats, oil, or grease and other solids in the last downstream compartment of the interceptor is 25% or more of the interceptor’s designed depth; or*
    - b. The grease layer thickness in the last downstream compartment of the interceptor is six (6) inches or more; or*
    - c. Any discharge from the interceptor exceeds levels established by the City by ordinance in Section 55-141 of this Code of Ordinances as amended; or*
    - d. Every 90 days since the last cleaning; or*
    - e. Inspection from the City’s wastewater collection mains indicates grease discharge from the interceptor.**
  - (2) In no case will the frequency of cleaning and pumping be less than once every six months unless the interceptor has been removed or taken out of service by disconnecting the interceptor piping and bypassing all flow around the interceptor. Interceptors taken out of service must be cleaned and drained to remove any standing water and must not create an odor nor health or safety nuisance.**

The need for cleaning is a function of the load of FOG plus the capacity of the grease trap/interceptor. The load of FOG varies, depending on the type of facility, the FOG management practices utilized by the facility, and the ability of waste hauler to accept and dispose of the waste product. The following summarizes the required cleaning of grease interceptors:

- Grease traps and grease interceptors shall be cleaned as often as necessary to ensure that sediment and floating materials do not accumulate to impair the efficiency of the grease trap/interceptor; to ensure the discharge is in compliance with local discharge limits; and to ensure no visible grease is observed in discharge.
- Grease traps and grease interceptors subject to these standards shall be completely evacuated a minimum of every ninety (90) days, or more frequently when:
  - ✓ Twenty-five (25) percent or more of the wetted height of the grease trap or grease interceptor, as measured from the bottom of the device to the invert of the outlet pipe, contains floating materials, sediment, oils or greases; or
  - ✓ The discharge exceeds or other pollutant levels established by the City; or
  - ✓ The downstream wastewater pipes show evidence of grease deposits.
  - ✓ There is a history of non-compliance.

*(d)Records.*

- (1) The owner, operator, or manager of a premises which has an interceptor shall have records that show all of the items listed under section 55-164(b) Manifest Contents.*
  - (2) The owner, operator, or manager of the premises that utilizes an interceptor shall maintain a file that includes, at a minimum, manifest reports for the current month and the previous five-year period. The records shall be kept on the premises at all times and shall be made available for review during normal business hours upon request by the Director.*
- (e) Grease, oil, and sand collected. The grease collected from a grease interceptor, any waste cooking oils and greases used in food preparation, or any oil or sand from an oil/sand interceptor may not be discharged into any sanitary or storm sewer. The grease, cooking oil, cooking grease, oil, or sand collected shall be taken to an authorized facility for disposal by a liquid waste hauler that holds a current valid permit issued by the City for this activity.*
- (f) Use of bacteria and chemicals prohibited. The introduction in the interceptor or associated plumbing of additives such as bacteria, enzymes, emulsifiers, or similar agents designed for the purpose of emulsifying or controlling discharge of fats, oils and grease is strictly prohibited.*

**3) After the initial restaurant inspection, the testing for BOD and TSS, is scheduled to fall in between grease interceptor pumpings. A chain of custody form is completed when delivering samples to the laboratory for analysis.**

*See CORPUS CHRISTI, TEX. REV. ORDINANCES ch. 55, art. XI, § 55-145 (Chapter 55: Utilities; Article XI: Commercial and Industrial Waste Disposal and Pretreatment; Section 55-145: Compliance Monitoring), provided above at (1);*

*see also CORPUS CHRISTI, TEX. REV. ORDINANCES, ch. 55, art. XVII; § 55-223 (Chapter 55: Utilities; Article XVII: Maintenance and Operation of Grease Interceptors and Oil/Sand Interceptors; Section 55-223: Enforcement), provided above at (1).*

**4) Restaurants are required to complete and maintain manifest for the disposal of their wastes. (See Appendix D entitled, “Manifest for Liquid Waste Transport and Disposal”).**

*CORPUS CHRISTI, TEX. REV. ORDINANCES ch. 55, art. XIII, § 55-164(a)-(b), (d). (Chapter 55: Utilities; Article XIII: Liquid Waste Transport and Disposal; Section 55-164: Manifest System).*

*(a) Manifest requirements*

- (1) Persons who collect and transport, or transport and dispose, liquid waste subject to this article shall maintain a record of each individual collection, transportation, and disposal transaction.*
- (2) The records of each transaction shall be maintained in the form of a manifest.*
- (3) The manifest forms used must be purchased from the city, in accordance with the fee schedules currently in effect. (The fee schedules are periodically adjusted or amended by the city.)*
- (4) A manifest must be used for the disposal of grit trap wastes, grease trap waste, and septage.*
- (5) The superintendent may approve the further use of the manifest for other authorized waste transport and disposal.*
- (6) The superintendent promulgates the form of the manifest.*
- (7) The superintendent may make administrative modifications of the manifest form used in individual cases.*

*(b) Manifest contents. The manifest must include, at a minimum, the following information:*

- (1) Liquid waste generator information.*
  - a. Name of generator.*
  - b. Generator’s address and telephone number.*
  - c. Tank or trap capacity.*
  - d. Date and time of generator’s transfer of liquid waste to transporter.*

- e. Date of last tank or trap maintenance.
- f. Generator's representative's name and signature.

(2) Transporter information.

- a. Name of transporter.
- b. Transporter's address and telephone number.
- c. TCEQ registration number.
- d. Type and source of liquid waste removed.
- e. Number of gallons removed from tank or trap.
- f. Date and time of receipt of liquid waste from generator.
- g. Vehicle driver's name and signature.

(3) Disposal facility information.

- a. Name of disposal facility.
- b. Name of disposal facility's owner.
- c. Location of the disposal facility.
- d. Mailing address of the disposal facility, if different than the location.
- e. Disposal facility's TCEQ permit number.
- f. Number of gallons received.
- g. Date and time of delivery.
- h. Disposal facility representative's name and signature.

(d) Manifest distribution. Manifests shall be divided into three (3) sections consisting of five (5) copies. Manifests shall be maintained as labeled on the individual copies in each manifest book, but shall be generally as follows:

*Generator - There are copies of the manifest labeled "generator." One (1) copy of the manifest shall have the generator and transporter information completed and shall be given to the generator at the time of liquid waste pickup. The other copy labeled "generator" with all three (3) sections completed shall be returned by the transporter to the person who generated the liquid wastes within fifteen (15) days after the liquid waste is received at the disposal or processing facility.*

*Disposal facility - The copy of the manifest labeled "disposal facility" shall have all three sections completed and shall be given to the facility receiving the liquid waste.*

*Transporter - The transporter may retain the copy of the manifest labeled "transporter," with all three (3) sections completed.*

*Local authority - The remaining copy of the manifest, with all three (3) sections completed, shall go to the superintendent;*

see also CORPUS CHRISTI, TEX. REV. ORDINANCES, ch. 55, art. XIII, § 55-165(a) (Chapter 55: Utilities; Article XIII: Liquid Waste Transport and Disposal; Section 55-165: Responsibilities of generators).

(a) General responsibilities:



(1) *With respect to those liquid wastes for which a generator is responsible, the generator of liquid waste shall:*

*a. Know or ascertain the contents, characteristics, and classifications of liquid wastes generated*

*b. Have liquid waste removed from the premises by a transporter holding the proper state, federal and local permits or registrations required for the collection and transportation the liquid wastes.*

*c. Make a determination that the liquid waste to be hauled under this article is not a hazardous waste.*

*d. Verify from the completed manifest or by other means that the liquid wastes have been disposed of properly*

(2) *A generator of grease trap waste or grit trap waste shall have traps serviced as frequently as required by the city's plumbing code, in order to prevent bypass or overflow, and to insure proper operation of the trap.*

(3) *A generator of grit trap waste, grease trap waste, septage, or any other liquid waste shall sign the manifest presented by the transporter holding a city permit and shall keep a copy on site for a period of five (5) years.*

(4) *City personnel may periodically inspect the generator's copy during normal business hours to ensure compliance.*

**5) When a FOG test result exceeds the limit of 200 mg/l, a written Notice of Violation (NOV) is issued and delivered to the establishment. (See Appendix E).**

*CORPUS CHRISTI, TEX. REV. ORDINANCES, ch. 55, art. XI, § 55-141(a)(18) (Chapter 55: Utilities; Article XI: Commercial and Industrial Waste Disposal and Pretreatment; Section 55-141: General sewer use requirements).*

*(a) Prohibited discharge standards. No industrial user shall introduce or cause to be introduced into the POTW any pollutant or wastewater which causes pass through or interference. These general prohibitions apply to all industrial users of the POTW whether or not they are subject to categorical pretreatment standards or any other federal, state or local pretreatment standards or requirement. Furthermore, no industrial user may contribute the following substances to the POTW: (18) Any discharge of fats, oils, or greases of animal or vegetable origin is limited to two hundred (200) mg/l.*

*CORPUS CHRISTI, TEX. REV. ORDINANCES, ch. 55, art. XI, § 55-146(a) (Chapter 55: Utilities; Article XI: Commercial and Industrial Waste Disposal and Pretreatment; Section 55-146: Enforcement).*

*(a) Notice of Violation; administrative remedies. Whenever the director finds that any user has violated or is violating this article, a wastewater discharge permit or directive*

*issued hereunder, or any other pretreatment requirement, the director or his agent may serve upon said user a written notice of violation and direction for remedial action plan. Within thirty (30) days of the receipt of this notice, an explanation of the violation and a plan for the satisfactory correction and prevention thereof, to include specific required actions, shall be submitted by the user to the director. The director may prescribe in the notice of violation and direction for remedial action plan, the minimal compliance actions and responses required of the violator. Submission of this plan in no way relieves the user of liability for any violations occurring before or after receipt of the notice of violation and directive for remedial action plan. Nothing in this section shall limit the authority of the city to take any action including emergency actions or any other enforcement action, without first issuing a notice of violation and directive for remedial action plan.*

*see also CORPUS CHRISTI, TEX. REV. ORDINANCES, ch. 55, art. XVII; § 55-223 (Chapter 55: Utilities; Article XVII: Maintenance and Operation of Grease Interceptors and Oil/Sand Interceptors; Section 55-223: Enforcement), provided above at (1).*

**6) The first NOV is accompanied by a restaurant BMP literature in English and/or Spanish.**

**7) The second NOV is generally a required increase in pumping frequency from once every ninety (90) days to once every sixty (60) days. (See Appendix E).**

*See CORPUS CHRISTI, TEX. REV. ORDINANCES ch. 55, art. XVII, § 55-220 (a)-(f). (Chapter 55: Utilities; Article XVII: Maintenance and Operation of Grease Interceptors and Oil/Sand Interceptors; Section 55-220: Installation, Maintenance, Operation, and Cleaning of Interceptors), provided above at (2);*

*see also CORPUS CHRISTI, TEX. REV. ORDINANCES, ch. 55, art. XI, § 55-146(a) (Chapter 55: Utilities; Article XI: Commercial and Industrial Waste Disposal and Pretreatment; Section 55-146: Enforcement), provided above at (5);*

*see also CORPUS CHRISTI, TEX. REV. ORDINANCES, ch. 55, art. XVII; § 55-221 and 55-223 (Chapter 55: Utilities; Article XVII: Maintenance and Operation of Grease Interceptors and Oil/Sand Interceptors; Section 55-221 Inspection of Interceptor; Section 55-223: Enforcement), provided above at (1).*

**8) The third NOV is generally a required increase in pumping frequency from once every sixty (60) days to once every thirty (30) days. (See Appendix E).**

*See CORPUS CHRISTI, TEX. REV. ORDINANCES ch. 55, art. XVII, § 55-220 (a)-(f). (Chapter 55: Utilities; Article XVII: Maintenance and Operation of Grease Interceptors and Oil/Sand Interceptors; Section 55-220: Installation, Maintenance, Operation, and Cleaning of Interceptors), provided above at (2);*

see also *CORPUS CHRISTI, TEX. REV. ORDINANCES, ch. 55, art. XI, § 55-146(a)* (Chapter 55: Utilities; Article XI: Commercial and Industrial Waste Disposal and Pretreatment; Section 55-146: Enforcement), provided above at (5);

see also *CORPUS CHRISTI, TEX. REV. ORDINANCES, ch. 55, art. XVII; § 55-221 and 55-223* (Chapter 55: Utilities; Article XVII: Maintenance and Operation of Grease Interceptors and Oil/Sand Interceptors; Section 55-221 Inspection of Interceptor; Section 55-223: Enforcement), provided above at (1).

**9) The fourth NOV is generally a required increase in pumping frequency from once every thirty (30) days to once every fifteen (15) days, and/or if compliance cannot be achieved a correctly sized interceptor upgrade will be required. (See Appendix E).**

*CORPUS CHRISTI, TEX. REV. ORDINANCES, ch. 55, art. XVII, § 55-222* (Chapter 55: Utilities; Article XVII: Maintenance and Operation of Grease Interceptors and Oil/Sand Interceptors; Section 55-222: Replacement of interceptors):

- (a) *An undersized grease interceptor installed prior to November 1, 1993, which does not have additional future fixtures installed, is not required to be replaced in conformance with the current Plumbing Code, provided that the interceptor does not discharge grease into the sanitary sewer system.*
- (b) *The Director may require any interceptor which discharged grease into the sanitary sewer system to be replaced with a grease interceptor which conforms to the City Plumbing Code.*
- (c) *The owner, operator, or manager of a premises that has a grease interceptor, which discharges grease into the sanitary sewer system, shall replace the interceptor within six (6) months from the date of an order issued by the wastewater Director.*

see also *CORPUS CHRISTI, TEX. REV. ORDINANCES, ch. 55, art. XI, § 55-146(a)* (Chapter 55: Utilities; Article XI: Commercial and Industrial Waste Disposal and Pretreatment; Section 55-146: Enforcement), provided above at (5);

see also *CORPUS CHRISTI, TEX. REV. ORDINANCES, ch. 55, art. XVII; § 55-223* (Chapter 55: Utilities; Article XVII: Maintenance and Operation of Grease Interceptors and Oil/Sand Interceptors; Section 55-223: Enforcement), provided above at (1).

**10) A NOV will also be issued for failure to pump at required frequencies and not keeping manifest receipts on site. (See Appendix E).**

*CORPUS CHRISTI, TEX. REV. ORDINANCES ch. 55, art. XIII, § 55-164(a)-(b), (d).* (Chapter 55: Utilities; Article XIII: Liquid Waste Transport and Disposal; Section 55-164: Manifest System), provided above at (4).

see also *CORPUS CHRISTI, TEX. REV. ORDINANCES ch. 55, art. XVII, § 55-220 (a)-(f).* (Chapter 55: Utilities; Article XVII: Maintenance and Operation of Grease Interceptors and

*Oil/Sand Interceptors; Section 55-220: Installation, Maintenance, Operation, and Cleaning of Interceptors), provided above at (2);*

*see also CORPUS CHRISTI, TEX. REV. ORDINANCES, ch. 55, art. XI, § 55-146(a) (Chapter 55: Utilities; Article XI: Commercial and Industrial Waste Disposal and Pretreatment; Section 55-146: Enforcement), provided above at (5);*

*see also CORPUS CHRISTI, TEX. REV. ORDINANCES, ch. 55, art. XVII; § 55-223 (Chapter 55: Utilities; Article XVII: Maintenance and Operation of Grease Interceptors and Oil/Sand Interceptors; Section 55-223: Enforcement), provided above at (1).*

**11) When the above discussed inspection program identifies a need for the installation of a clean out for sampling purposes at a specific customer location, this information is provided to the appropriate City department and such installation is scheduled through the work of a third-party contractor.**

Other inspections may take the form of Closed-Circuit Television Inspection (CCTV) performed by City crews or by contractors hired to perform such inspections. The responsibility of maintaining the sewer system belongs to the City of Corpus Christi. The Water Utilities Department performs cleaning when blockages occur. Some blockages may be the result of FOG accumulation. The Pretreatment Work Coordinator will coordinate with the Water Utilities Department maintenance group and receive data on pipelines that have grease blockages. Where recurring grease blockages are noted, the Pretreatment Work Coordinator may initiate public outreach for residents and apartments upstream of the blockage and/or call for inspection of facilities tributary to the chronic blockage. The Water Utilities Department may also generate a work order to perform CCTV inspection to determine if secondary causes for the blockage are present. Root intrusion, dropped pipe joint, protruding service line, line sag, etc. may actually be the primary cause for the blockage and appropriate repair action taken. CCTV inspection may identify a facility service lateral as the source of the excessive FOG and thereby create stepped up inspections and/or enforcement action.

## **Section 7      Data Management, UBO Letters, Surcharge and NOV Notification**

### **I.      BACKGROUND AND PURPOSE**

The restaurant data shall be maintained electronically and also in physical files. Utility Billing Office (UBO) letters and reports are generated which contain the restaurants tested in a given period, along with location ID, and the laboratory results for the BOD and TSS concentrations. Surcharges to restaurants are based on the TSS and BOD concentrations. Notice of Violation (NOV) letters are generated based on GRD cleaning frequency violations, failure to have manifest receipts on site, exceeding the 25% rule, exceeding the 6-inch rule and HEM violations. The following standard operating procedures delineate the paper trail and data entry process to be followed to document these processes. Appendix E presents example letters and correspondence.

### **II.     SUMMARY OF DATA PROCESS**

1. Collect sample and deliver sample with Chain of Custody (COC) to the laboratory. Back copy of COC (yellow) to Public Health Inspector (PHI) delivering samples.
2. Yellow COC copy and Pretreatment Compliance Inspection Form are stapled together and delivered to PHI office, accumulated, and later transferred to Pretreatment Coordinator's office.
3. Completed laboratory reports are transferred from city water laboratory to Pretreatment Coordinator's office. Compile a month's worth of lab report results prior to beginning the data process.
4. Enter sample data into Maximo for each inspection.
5. For each sample, compare the past results in Maximo to the current result. If comparison differences are excessive, verify that correct collection site was employed (compare maps). The restaurant may need to be resampled; if so, do not enter data.
6. You will end up with two groups of inspection forms: one ready to file, one for further action. Place the ready to file forms on the top of the file cabinet.
7. The inspection forms for further action require either: NOVs for pumping schedule violations, NOVs for HEM, any other NOVs new surcharge letters, forms with incomplete information, e.g., no signature, no location ID. If a restaurant is new, create a new surcharge letter. (The process for NOVs is described below).
8. Generate UBO Report (process described below). Validate that each restaurant entered shows up on UBO Report. Give UBO Report to Pretreatment Coordinator.
9. After generating the UBO Report, generate NOV letters. Print the NOV on city letterhead and make a color copy of each NOV. Checkmark the upper right corner of the inspection sheet to indicate that NOVs have been prepared. Paperclip both

NOVs to inspection form and put in a group for the Pretreatment Coordinator to sign.

10. Take NOVs and new surcharge letters to be signed by the restaurant managers. Leave one signed copy with restaurant and return one signed copy (with inspection form) to office. If manager refuses to sign the NOV, note that on the NOV, give the manager a copy and retain a copy. File NOV copy with inspection form attached.
11. File all completed inspection forms into associated files in the Pretreatment Coordinator's office.

### III. MAXIMO SOFTWARE

1. Data entry for the Pretreatment Program is on Maximo software.
2. Open Maximo: <http://maximo/>
3. Enter name and password.
4. To enter an inspection result:
  - a. Open the specific work order.
  - b. Click Specifications tab. Click arrows next to Classification Data. Click Classify. Expand menu by clicking on plus sign by Reporting. Expand menu by clicking on plus sign by Pre. Click blue box Interceptor. Enter data fields for HEM, BOD, TSS and Volume.
  - c. Save. Change status of work order to Complete.

### IV. STAR AMI SOFTWARE

1. Star AMI is the City software used to maintain water usage data. STAR AMI provides location IDs, account holder, and if a restaurant account is active. STAR AMI helps locate the responsible party in a strip mall and provides owner addresses for communication purposes. Contact MIS Help Desk 361-826-3766 to get access to STAR AMI.
2. Open STAR AMI: <http://ccapp/star/Default.aspx>
3. Enter name and password.
4. Click MTU Readings.
5. Enter address number in data field. Select full address from drop down menu.
6. View data for specific account.

See Appendix E for example NOV letters. See Appendix F for list of Monitored Establishments.

### V. UTILITY BUSINESS OFFICE (UBO) REPORT

The UBO Report is a report generated to inform the UBO office of newly acquired lab data (BOD and TSS) for a tested group of restaurants. This test is performed once per year for

each restaurant. These results will be used by the UBO office to adjust the surcharge fees paid by a restaurant.

1. Open Maximo: <http://maximo/>
2. Click on Work Orders and Work Orders Tracking.
3. Click Run Reports.
4. Click CD FOG Report. Convert report into Excel spreadsheet.
5. Obtain restaurant account number from STAR AMI. Copy account number to Excel spreadsheet. Save. This report is attached with memo to UBO.
6. Memo template can be found at Wastewater/Pretreatment/004 RESTAURANTS/RestUBOSurcharges.
7. After creating a new memo with current data, save new UBO memo in file for current year under RestUBOSurcharges.
8. The UBO document is placed in the Surcharges notebook and given to the Pretreatment Coordinator. The Coordinator will check and sign the report, scan it and send it to the UBO office.

#### VI. ISSUE NEW SURCHARGE COST LETTER

1. Wastewater/Pretreatment/004 RESTAURANTS/New Rest. Surcharge Letter (Blank)
2. Correct the date and the restaurant name. Include the BOD and TSS values.
3. Rename the surcharge letter and save into the file for the current year.
4. Print the letter on city letterhead, make a color copy, and give it to the Pretreatment Coordinator to sign.

#### VII. NOTICE OF VIOLATION (NOV)

1. Criteria for developing NOV: HEM > 200 mg/L; non-compliance with pumping frequency schedule, lack of records (pumping manifests) on site (restaurants are required to have one year's worth of records on site).
2. To generate a new NOV, go to K Drive: Wastewater/Pretreatment/004 RESTAURANTS/Restaurant NOVs
3. Check through the files of restaurants to see if the restaurant in question already has a file. If so, add the new NOV letter to that file. If a file does not exist, create a folder specifically for that restaurant. Name the file with the name of the restaurant immediately followed by the street address.
4. Check the physical file for past NOV. The statements in past NOVs will affect what will be said in the current NOV. If no past NOV exists, create one from the model NOV at the bottom of the restaurant list. Just change the restaurant name, address, dates, and lab results on the form.
5. NOV Policy (Refer to Section 6 and Figure 4):

- a. HEM. A first HEM violation results in a warning that pumping frequency may be increased from 90 days to 60 days if the problem persists. A best management practices poster is also given with the initial NOV. If a restaurant is on a 60-day pumping schedule and fails again, it may be placed on a 30-day schedule. If the 30-day schedule fails, more frequent cleaning may be required or a reevaluation of the grease trap size.
  - b. Pumping Frequency violations and Failure to keep manifests on site. The pumping frequency and Failure to keep manifests on site violation letter warns that if compliance is not achieved, a Violation Referral Form may be sent to the Municipal Court.
6. Save the new NOV with: Name of restaurant, year, and type of NOV. For example: La Michoacana 2012 First HEM NOV. Save it electronically in the La Michoacana file with the corresponding street address.
  7. Prepare copies and distribute as listed in Summary above.

The City's goal is to work with facilities to correct deficiencies without implementing fines or initiating other enforcement actions. However, if the event or major violation has not been corrected by previous NOV, the City may initiate enhanced enforcement actions including public health violations or prohibited discharge violations. These penalties can be assessed through an administrative process with opportunity for appeal. The City has several enforcement options including:

- The City may impose civil penalties as specified by ordinance for each food service violation
- The City may impose civil penalties for each day of continuance of violation in violation of the prohibited discharges to the public sewer system
- The City may impose criminal penalties for willful violations of the pretreatment regulations
- The City may seek injunctive relief in the form of closing a facility to prohibit the discharge of FOG; and
- The City may seek equitable relief to recover the costs of investigation, corrective services or other expenses incurred by the City.



## **Appendix A**

### Public and Commercial Educational Outreach Materials



# FOG FAQ'S: FATS, OILS AND GREASE FREQUENTLY ASKED QUESTIONS

Q. What is FOG?

A. FOG stands for Fats, Oils and Grease. It is a byproduct of cooking and includes oils, animal fats and vegetable fats.

Q. What are the most common sources of FOG?

A. The most common sources of FOG are meats, lard, shortening, sauces, gravy, oil and dairy products.

Q. How does FOG enter the sewer system?

A. FOG makes its way through our kitchen sinks into the sewer system. When greasy dishes are washed at the sink or grease is poured down the drain, the FOG ends up in the sewer system.

Q. What happens when FOG enters the sewer system?

A. FOG enters the system in a liquid form. Over time, it hardens to form solid mass that coats the insides of the pipes. The grease accumulates and blocks the pipe, causing sanitary sewer overflows.

---

## FOG in the sewer system causes:

- Raw sewage flowing into homes (unhygienic and expensive; repairs and cleanup often must be paid by homeowners)
- Raw sewage overflowing into yards, parks and streets
- Exposure to disease causing organisms
- Increase in operation and maintenance costs for local sewer departments resulting in higher sewer bills for customers


---

Q. Can I use garbage disposal or detergents and hot water to wash FOG down the drain?

A. No. A garbage disposal will only shred the food to smaller particles. The particles will accumulate down the sewer lines to cause back ups. Detergents and hot water may temporarily keep the FOG in liquid state and push it further down the pipe. Over time, FOG will cool and solidify in the sewer system blocking the pipes and causing backups.

Q. How can I prevent FOG from entering the sewer system?

A. Never pour FOG down your kitchen sink or toilet. Make sure you dispose of FOG in a proper manner.



CORPUS CHRISTI UTILITIES DEPARTMENT

# GREASE CONTAINERS

Keep Your Wastewater System Free of Fats, Oils, and Grease (FOG).  
Dispose of FOG in the Trash, not the Drain.  
*(Limit 1 per Household)*



Get Yours Today! Limited Quantities.  
Available at the Information Booth at City Hall or at Utilities Department.

# BEWARE OF THE GREASE MONSTER




## FIGHT GREASE IN THE KITCHEN




### DO

Put oil and grease in covered containers.




Pre-wash dishes and pans before putting them in the dishwasher.

Scrape food scraps from dishes and throw in the trash.



Wipe off excess grease from dishes, pans and griddles.





Cover kitchen sink with catch basket and empty into trash can.



### DON'T

Don't pour oil or grease down the drain.



Don't put food scraps down the drain.

Don't rinse off oil and grease with hot water.



### MORE TIPS:

- Use environmentally friendly cleaning products.
- Reuse or recycle large amounts of used cooking oil.
- If you don't reuse cooking oil--  
**THROW IT AWAY!**

**ONLY WATER DOWN THE DRAIN!**

**Fats, oils, and grease aren't just bad for arteries and waistlines; they're bad for sewers, too.**

Sewer overflows and backups can cause health hazards, damage home interiors, and threaten the environment. A common cause of overflows is sewer pipes blocked by grease. Grease gets into the sewer from household drains, as well as from poorly maintained grease traps in restaurants and other businesses.

**Caution:** Grease traps or interceptors at restaurants, large buildings, and other commercial establishments must be properly designed to handle the amount of grease that is expected, be installed correctly, and be cleaned and serviced on a frequent basis.



**Las grasas y los aceites no sólo son perjudiciales para las arterias y para la figura; también son dañinos para las alcantarillas.**

Los derrames y desbordamientos de aguas residuales pueden ser peligrosos para la salud, dañar el interior de los hogares, y amenazar el medio ambiente. Una causa cada vez más común de derrames es las alcantarillas obstruidas por grasa. La grasa llega a las alcantarillas desde los desagües domésticos y trampas de grasa mal mantenidas en restaurantes y otros negocios.

**Advertencia:** Las trampas de grasa o interceptores en los restaurantes, edificios grandes y otros establecimientos comerciales deben estar diseñados correctamente de modo que puedan manejar la cantidad de grasa esperada, deben estar bien instalados y deben limpiarse y dárseles servicio con frecuencia.

This brochure was prepared under Cooperative Agreement Assistance CX824505-01-0 between the Water Environment Federation and the U.S. Environmental Protection Agency. For more information, contact your local sewer system authority or the



601 Wythe Street  
Alexandria, Virginia  
22314-1994 USA  
Tel. 1-800-666-0206  
Fax. 1-703-684-2492  
www.wef.org

Este panfleto fue elaborado de acuerdo con la Asistencia del acuerdo de cooperación CX824505-01-0 entre la Water Environment Federation y la Agencia de protección ambiental de EE.UU. Si desea obtener más información, comuníquese con su autoridad local del sistema de alcantarillas o con la WEF.



# Fat-Free Sewers

Prevent Fats, Oils, and Greases from Damaging Your Home and the Environment



## ALCANTARILLAS SIN GRASA

Evite que las grasas y los aceites dañen su hogar y el medio ambiente



# Helping To Prevent Sewer Overflows and Backups Is Easy.

## Where Does the Grease Come From?

Grease is a byproduct of cooking from meat fats, lard, oils, shortening, butter, margarine, food scraps, baked goods, sauces, and dairy products. When washed down the sink, grease sticks to the insides of sewer pipes (both on your property and under the street). Over time, it can build up and block entire portions of your home's plumbing system.

**Caution:** Home garbage disposals do not keep grease out of the plumbing system. Moreover, hot water and products such as detergents that claim to dissolve grease only pass it down the line and cause problems elsewhere.

## The results can be:

- Raw sewage overflowing into your home or the house next door.
- An expensive and unpleasant cleanup often required to be paid for by you, the home or business owner.
- Raw sewage overflowing into parks, yards, streets, and streams.
- Potential contact with disease-causing organisms.
- An increase in operation and maintenance costs for local sewer departments, which causes higher sewer bills for customers.



# Es fácil prevenir los derrames y desbordamientos de aguas residuales.

## ¿De dónde proviene la grasa?

La grasa, uno de los productos derivados de la preparación de comida, está presente en la carne, manteca animal, aceite vegetal, manteca vegetal, mantequilla, margarina, sobras de comida, productos horneados, salsas, productos lácteos. Cuando entra por el desagüe, la grasa se pega al interior de las tuberías de alcantarillado (tanto las de su propiedad como las de la calle) y con el tiempo, puede acumularse al punto de bloquear la tubería por completo.

**Advertencia:** Los trituradores de basura domésticos no impiden la entrada de grasa al sistema de cañerías. Es más, el agua caliente y los productos como los detergentes que alegan ser capaces de disolver la grasa, pueden trasladarla por las cañerías y causar problemas en otras zonas.

## Esto puede traer las siguientes consecuencias:

- Desbordamientos de aguas residuales en el interior de su hogar o el de su vecino.
- Necesidad de una limpieza costosa y desagradable que casi siempre es responsabilidad de usted, el propietario de la casa o el negocio.
- Desbordamiento de aguas residuales hacia parques, jardines y calles.
- Posible contacto con organismos causantes de enfermedades.
- Crecientes costos de operación y mantenimiento para los departamentos locales de alcantarillado y, en consecuencia, facturas más altas para los consumidores.



# You Can Help!

## Help prevent sewer overflows by:

- Never pouring grease or oils down sink drains or into toilets.
- Scraping grease and food scraps into a can or the trash for disposal (or recycling where available).
- Putting baskets/strainers in sink drains to catch food scraps and other solids, and then emptying them into the trash.
- Speaking with your friends and neighbors about how to keep grease out of sewers.

# ¡Usted puede ayudar!

## Ayude a evitar derrames en las alcantarillas de las siguientes maneras:

- No vierta nunca grasa por el desagüe del fregadero ni en inodoros.
- Raspe la grasa y las sobras de comida y colóquelas en una lata o en la basura para desecharlas (o reciclarlas, si dispone de esta opción).
- Ponga filtros o coladores en los desagües de los fregaderos para atrapar las sobras de comida y otros sólidos, y deseche su contenido en la basura.
- Hable con sus amigos y vecinos sobre cómo impedir que la grasa llegue a las alcantarillas.




# Let's Tackle the Grease in This Kitchen!

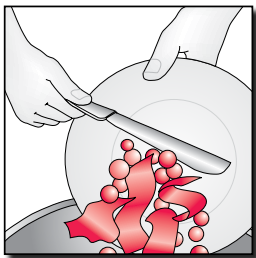
## Why should I help?

- Prevent grease buildups from blocking sewer lines.
- Stop sewer overflows into streets and storm drains.
- Save money spent on costly cleanups of sewage spills.
- Reduce the number of times you have to clean your grease trap (food service).
- Protect the quality of our water.

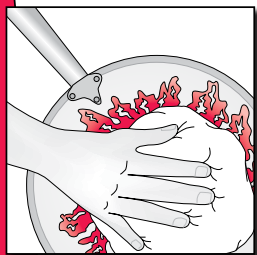
## DO!



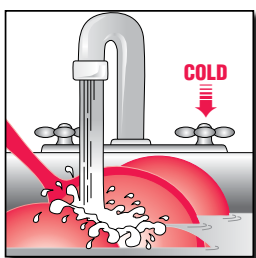
- ✓ Put oil and grease in covered collection containers.




- ✓ Scrape food scraps from dishes into trash cans and garbage bags and dispose of properly. Avoid using your garbage disposal.



- ✓ Remove oil and grease from dishes, pans, fryers, and griddles. Cool first before you skim, scrape, or wipe off excess grease.



- ✓ Prewash dishes and pans with cold water before putting them in the dishwasher.




- ✓ Cover kitchen sink with catch basket and empty into garbage can as needed.



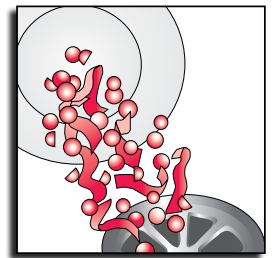
- ✓ Cover floor drain with fine screen and empty into garbage can as needed.

## DON'T!

- ✗ Don't pour oil and grease down the drain.

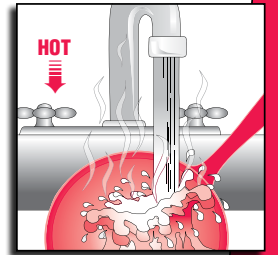


- ✗ Don't put food scraps down the drain.



- ✗ Don't run water over dishes, pans, fryers, and griddles to wash oil and grease down the drain.

- ✗ Don't rinse off oil and grease with hot water.



## More Ways to Tackle Grease

- ▶ Use environmentally safe cleaning products instead of harsh detergents or cleaners that can damage sewer lines.
- ▶ If you generate large amounts of used cooking oil, reuse or recycle it. To find a recycler, check the phone book under "recyclers" or "rendering companies."
- ▶ If you generate small amounts of used cooking oil, reuse it as often as possible and then pour it into a container you can throw away. Never pour it down the drain.
- ▶ Start a compost pile at your home with scraps that are not meat. The TCEQ publication *Mulching and Composting: A "Take Care of Texas" Guide (GI-36)* provides basic information to get you started.



For more information, contact the  
Texas Commission on Environmental Quality (TCEQ)  
Small Business & Local Government Assistance Section  
1-800-447-2827 • [TexasEnviroHelp.org](http://TexasEnviroHelp.org)



[TakeCareOfTexas.org](http://TakeCareOfTexas.org)

# ¡Ataquemos a la Grasa en Esta Cocina!



## ¿Por qué tengo que ayudar?

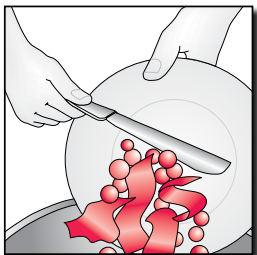
- Evitar acumulaciones de grasa que obstruyan las líneas de drenaje.
- Detener los desbordamientos de drenaje hacia la calle y desagües pluviales.
- Ahorrar dinero gastado en limpiezas costosas de derrames de aguas residuales.
- Reducir el número de veces que se tienen que limpiar las trampas de grasa (servicio de alimentos).
- Proteger la calidad de nuestra agua.



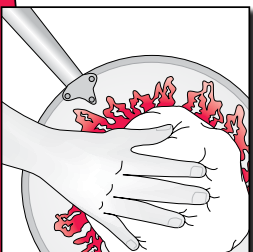
## ¡HAGA ESTO!



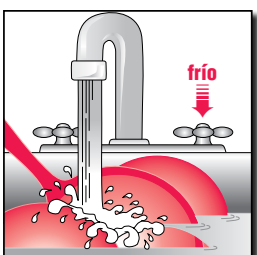
✓ Ponga el aceite y la grasa en contenedores cerrados para colección.




✓ Quite las sobras de comida en botes o bolsas de basura y disponga de ellos adecuadamente. Evite usar su trituradora de basura.




✓ Quítele el aceite y la grasa a los trastes, ollas, freidoras y parrillas. Primero enfríe antes de tallar o limpiar el exceso de grasa.



✓ Enjuague los trastes y ollas con agua fría antes de ponerlos en la lavadora para trastes.



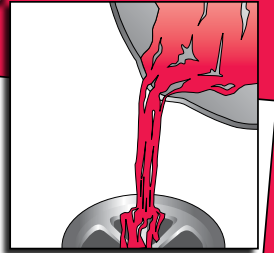
✓ Cubra el fregadero de la cocina con una canasta para capturar comida y vacíelo en el bote para basura, como sea necesario.



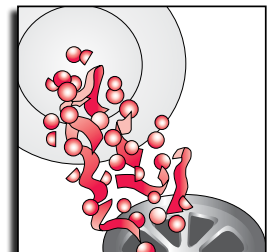
✓ Cubra el resumidero en el piso con un cedazo fino y vacíelo en el bote de la basura, como sea necesario.

## ¡NO HAGA ESTO!

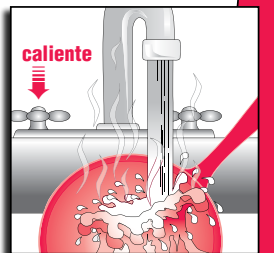
✗ No vacíe aceite y grasa por el desagüe.



✗ No tire sobras de comida por el desagüe.



✗ No enjuague los trastes, ollas, freidoras y parrillas con agua para tirar el aceite y la grasa por el desagüe.




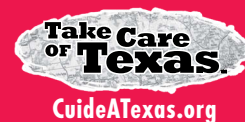
✗ No enjuague el aceite y grasa con agua caliente.

## Otras Maneras de Atacar la Grasa

- ▶ Use productos de limpieza ambientalmente seguros en lugar de detergentes o limpiadores ásperos que pueden dañar las líneas de drenaje.
- ▶ Si genera en la cocina grandes cantidades de aceite usado, reúselo o recíclolo. Para encontrar a un reciclador, revise el directorio telefónico bajo "recicladores."
- ▶ Si usted genera cantidades pequeñas de aceite usado para cocinar, reuse tan seguido como sea posible y luego vacíelo en un contenedor que pueda tirar. *Nunca* vacíelo por el desagüe.
- ▶ Empiece una pila de composta en su hogar con sobras que no sean carne. La publicación de la TCEQ *Mulching and Composting: A "Take Care of Texas" Guide (GI-36)* (*Acolchados y Compostaje: Una guía de "Cuide a Texas"*) proporciona información básica para ayudarle a empezar.



Para mayor información comuníquese a la Comisión de Calidad Ambiental de Texas (TCEQ por su nombre en inglés)  
Sección de Asistencia a Pequeños Negocios y Gobiernos Locales  
1-800-447-2827 • TexasEnviroHelp.org





**City of Corpus Christi**  
**FOG Online Video**

An educational video is  
available at the following  
online site:  
<https://www.cctexas.com/fog>



---

# National Pretreatment Program

(40 CFR 403)



## Controlling Fats, Oils, and Grease Discharges from Food Service Establishments

---

---

### Summary

The National Pretreatment Program provides regulatory tools and authority to state and local POTW pretreatment programs for eliminating pollutant discharges that cause interference at POTWs, including interference caused by the discharge of Fats, Oils, and Grease (FOG) from food service establishments (FSE). More specifically, the Pretreatment Program regulations at 40 CFR 403.5(b)(3) prohibit "solid or viscous pollutants in amounts which will cause obstruction" in the POTW and its collection system.

---

### What is the environmental problem with FOG discharges into sewers?

EPA's Report to Congress on combined sewer overflows (CSOs) and sanitary sewer overflows (SSOs) identified that "grease from restaurants, homes, and industrial sources are the most common cause (47%) of reported blockages. Grease is problematic because it solidifies, reduces conveyance capacity, and blocks flow." See Impacts and Controls of CSOs and SSOs, EPA-833-R-04-001, August 2004.

Controlling FOG discharges will help POTWs prevent blockages that impact CSOs and SSOs, which cause public health and water quality problems. Controlling FOG discharges from FSEs is an essential element in controlling CSOs and SSOs and ensuring the proper operations for many POTWs. The interference incidents identified in CSO/SSO report to Congress may indicate the need for additional oversight and enforcement of existing regulations and controls. See 71 FR 76660 (21 December 2006).

---

**What is the source of FOG at Food Service Establishments?**

FOG wastes are generated at FSEs as byproducts from food preparation activities. FOG captured on-site is generally classified into two broad categories: yellow grease and grease trap waste. Yellow grease is derived from used cooking oil and waste greases that are separated and collected at the point of use by the food service establishment.

The annual production of collected grease trap waste and uncollected grease entering sewage treatment plants can be significant and ranges from 800 to 17,000 pounds/year per restaurant.

---

**What is the legal authority for POTWs to require FSEs to control FOG discharges?**

The National Pretreatment Program already provides the necessary regulatory tools and authority to local pretreatment programs for controlling interference problems. Under the provisions of Part 403.5(c)(1) & (2), in defined circumstances, a POTW must establish specific local limits for industrial users to guard against interference with the operation of the municipal treatment works. See 46 FR 9406 (28 January 1981).

Consequently, pretreatment oversight programs should include activities designed to identify and control sources of potential interference and, in the event of actual interference, enforcement against the violator.

---

**What can FSEs do to control FOG discharges?**

Food service establishments can adopt a variety of best management practices or install interceptor/collector devices to control and capture the FOG material before discharge to the POTW collection system. For example, instead of discharging yellow grease to POTWs, food service establishments usually accumulate this material for pick up by consolidation service companies for re-sale or re-use in the manufacture of tallow, animal feed supplements, bio-fuels, or other products.

Additionally, food service establishments can install interceptor/collector devices (e.g., grease traps) in order to accumulate grease on-site and prevent it from entering the POTW collection system.

---

## **How should FSEs design and maintain their FOG controls?**

Proper design, installation, and maintenance procedures are critical for these devices to control and capture the FOG. For example,

- ◆ Interceptor/collector devices must be designed and sized appropriately to allow FOG to cool and separate in a non-turbulent environment.
- ◆ FSE must be diligent in having their interceptor/collector devices serviced at regular intervals.

The required maintenance frequency for interceptor/collector devices depends greatly on the amount of FOG a facility generates as well as any best management practices (BMPs) that the establishment implements to reduce the FOG discharged into its sanitary sewer system.

In many cases, an establishment that implements BMPs will realize financial benefit through a reduction in their required grease interceptor and trap maintenance frequency.

---

## **What are some POTWs doing today to control FOG discharges from FSEs?**

A growing number of control authorities are using their existing authority (e.g., general pretreatment standards in Part 403 or local authority) to establish and enforce more FOG regulatory controls (e.g., numeric pretreatment limits, best management practices including the use of interceptor/collector devices) for food service establishments to reduce interferences with POTW operations (e.g., blockages from fats, oils, and greases discharges, POTW treatment interference from *Nocardia filamentous* foaming, damage to collection system from hydrogen sulfide generation).

For example, since identifying a 73% non-compliance rate with its grease trap ordinance among restaurants, New York City has instituted a \$1,000-per-day fine for FOG violations.

Likewise, more and more municipal wastewater authorities are addressing FOG discharges by imposing mandatory measures of assorted kinds, including inspections, periodic grease pumping, stiff penalties, and even criminal citations for violators, along with 'strong waste' monthly surcharges added to restaurant

sewer bills. Surcharges are reportedly ranging from \$100 to as high as \$700 and more, the fees being deemed necessary to cover the cost of inspections and upgraded infrastructure.

Pretreatment programs are developing and using inspection checklists for both food service establishments and municipal pretreatment inspectors to control FOG discharges. Additionally, EPA identified typical numeric local limits controlling oil and grease in the range of 50 mg/L to 450 mg/L with 100 mg/L as the most common reported numeric pretreatment limit.

---

**How can CMOM help control FSE FOG discharges?**

EPA expects that blockages from FOG discharges will decrease as POTWs incorporate FOG reduction activities into their Capacity, Management, Operations, and Maintenance (CMOM) program and daily practices. CMOM programs are comprehensive, dynamic, utility specific programs for better managing, operating and maintaining sanitary sewer collection systems, investigating capacity constrained areas of the collection system, and responding to SSOs.

Collection system owners or operators who adopt FOG reduction activities as part of their CMOM program activities are likely to reduce the occurrence of sewer overflows and improve their operations and customer service.

---

**Where can I get more information?**

For more information on developing local limits is in the Local Limits Development Guidance, EPA-833-R-04-002A, July 2004, and EPA's Pretreatment Web site, [http://cfpub.epa.gov/npdes/home.cfm?program\\_id=3](http://cfpub.epa.gov/npdes/home.cfm?program_id=3).

CMOM information is located in the following document, Guide for Evaluating Capacity, Management, Operation, and Maintenance (CMOM) Programs at Sanitary Sewer Collection Systems, EPA-305-B-05-002, January 2005, <http://cfpub.epa.gov/npdes/ssso/featuredinfo.cfm>.

Additional information is also available from your state or EPA Regional Office.

## **Appendix B**

### **City Ordinances**

- Chapter 14, Section 14-281, Plumbing Code
- Chapter 55, Article XI, Commercial and Industrial Waste Disposal and Pretreatment
- Chapter 55, Article XIII, Liquid Waste Transport and Disposal
- Chapter 55, Article XVII, Maintenance and Operation of Grease Interceptors and Oil/Sand Interceptors

**Appendix B**  
**City Ordinance**

Chapter 14, Section 14-281,  
Plumbing Code

DIVISION 7. - PLUMBING CODE

Sec. 14-281. - Plumbing code.

With the following additions, deletions and revisions, the International Plumbing Code, 2015 Edition (including Appendix B Rates of Rainfall for Various Cities, Appendix C Structural Safety, Appendix D Degree Day and Design Temperatures, Appendix E Sizing of Water Piping (see International Plumbing Code Section 101.2, 2015 Edition)), as published by the International Code Council, a copy of which, authenticated by the signatures of the mayor and city secretary, made public record by this section, and on file in the city secretary's office, is incorporated by reference and adopted as the Plumbing Code for the City of Corpus Christi:

- (1) Section 101.1 of the International Plumbing Code is revised to read as follows:

*101.1 Title.* These regulations shall be known as the Plumbing Code of the City of Corpus Christi, hereinafter referred to as "this code."
- (2) Section 106.6.2 of the International Plumbing Code is revised to read as follows:

*106.6.2 Fee schedule.* On plumbing systems or alterations requiring a permit, a fee for each permit shall be paid as required in accordance with the applicable schedule referenced under Article XIII, Development Service Fees, of Chapter 14, Development Services, of the City Code of Ordinances.
- (3) Section 106.6.3 of the International Plumbing Code is revised to read as follows:

*106.6.3 Fee refunds.* The code official shall authorize the refunding of fees as follows:

  - a. The full amount of any fee paid hereunder which was erroneously paid or collected. The code official shall not authorize the refunding of any fee paid, except upon written application filed by the original permittee not later than one hundred eighty (180) days after the date of fee payment.
- (4) Section 107.2 of the International Plumbing Code is revised to read as follows:

*107.2 Required inspections and testing.* The code official, upon notification from the permit holder or the permit holder's agent, shall make the following inspections and such other inspections as necessary, and shall either release that portion of the construction or shall notify the permit holder or an agent of any violations that must be corrected. The holder of the permit shall be responsible for the scheduling of such inspections.

  - a. Underground inspection shall be made after trenches or ditches are excavated and bedded, piping installed, and before any backfill is put in place.
  - b. Rough-In inspection must be called for by the permit holder or the permit holder's agent, and must be made after all the piping under the floor is installed and prior to the concealment of the work. A pressure test is required on all piping before the inspection is approved.
  - c. Top Out inspection shall be made after the roof, framing, fire blocking, fire stopping, draft stopping, and bracing is in place and all sanitary, storm, and water distribution piping is roughed-in, and prior to the installation of wall or ceiling membranes. A pressure test is required on all piping before the inspection is approved.
  - d. Final inspection shall be made after the building is complete, all plumbing fixtures are in place and properly connected, and the structure is ready for occupancy.
- (5) Section 108.4 of the International Plumbing Code is revised to read as follows:

*108.4 Violation penalties.* Any person who violates a provision of this code, fails to comply with any of the requirements thereof, or erects, installs, alters, or repairs work in violation of the approved construction documents, directive of the building official, or a permit or certificate issued under the provisions of this code, shall be guilty of a Class C Misdemeanor, punishable by a fine of not more than two thousand dollars (\$2,000.00). Each day that a violation continues after due notice has been served shall be deemed a separate offense.



- (6) Section 108.5 of the International Plumbing Code is revised to read as follows:

*108.5 Stop work orders.* Upon notice from the building official that work is being done contrary to the provisions of this code or in a dangerous or unsafe manner, such work shall immediately cease. Such notice shall be in writing and shall be given to the owner of the property, the owner's agent, or the person doing the work. The notice shall state the conditions under which work is authorized to resume. Where an emergency exists, the code official shall not be required to give written notice prior to stopping the work. Any person who shall continue any work on the system after having been served with a stop work order, except such work as that person is directed to perform to remove a violation or unsafe condition, shall be liable for a fine of not less than two thousand dollars (\$2,000.00) or more than ten thousand dollars (\$10,000.00).

- (7) Section 109 of the International Plumbing Code is deleted. Refer to Subsection 14-206(c) Technical Construction Boards for details on the establishment, duties and powers, and appeals process of the mechanical/plumbing advisory board.

- (8) Section 202 of the International Plumbing Code is amended by adding the following definition to read as follows:

**BACKFLOW PREVENTION ASSEMBLY TESTER.** A Backflow Prevention Assembly Tester is an individual licensed by the Texas Commission on Environmental Quality under Sections 30.51 through 30.62 of Title 30 of the Texas Administrative Code.

- (9) Section 301.3 of the International Plumbing Code is amended by adding a new subsection 301.3.1 to read as follows:

*301.3.1 Design.* The plans and installation of a gray water disposal system providing for the storage of gray water must be designed and certified by a registered professional engineer or registered professional sanitarian.

*Exception:* Bathtubs, showers, lavatories, clothes washers, laundry trays, and condensate water from cooling coils shall not be required to discharge to the sanitary drainage system where such fixtures discharge to an approved gray water system for flushing of water closets and urinals or for subsurface landscape irrigation in accordance with Appendix C.

- (10) Section 305.6.1 of the International Plumbing Code is revised to read as follows:

*305.6.1 Sewer depth.* Building sewers that connect to private sewage disposal systems shall be a minimum of eighteen (18) inches below finished grade at the point of septic tank connection. Building sewers shall be a minimum of twelve (12) inches below grade.

- (11) Section 312.10 of the International Plumbing Code is revised to read as follows:

*312.10 Inspection and testing of backflow prevention assemblies.* Inspection and testing shall comply with Section 312.10.1.

*312.10.1 Inspection and Testing.* Residential irrigation backflow prevention assemblies shall be tested at time of installation, and immediately after repairs, in accordance with the inspection and testing requirements of Texas Commission on Environmental Quality public drinking water regulations. Reduced pressure principle backflow preventer assemblies, double check-valve assemblies, pressure vacuum breaker assemblies, reduced pressure detector fire protection backflow prevention assemblies, double check detector fire protection backflow prevention assemblies, and spill proof vacuum breakers that are not part of a residential irrigation system shall be tested at the time of installation, immediately after repairs or relocation and at least annually. All testing and certification shall be performed by a state-licensed Backflow Prevention Assembly Tester. The Backflow Prevention Assembly Tester must file an original copy of the initial test certification and each annual certification with the City's Third Party database within ten (10) days of the testing. The testing procedure shall be performed in accordance with one (1) of the following standards: ASSE 5013, ASSE 5015, ASSE 5020, ASSE 5047, ASSE 5048, ASSE 5052, ASSE 5056, CSA B64.10 or CSA B64.10.1.

- (12) Section 606.2 of the International Plumbing Code is revised to read as follows:

*Section 606.2 Location of shutoff valves.* Shutoff valves shall be installed in the following locations:

- a. On the fixture supply to each plumbing fixture, other than bathtubs and showers in one- and two-family residential occupancies and other than in individual sleeping units that are provided with unit shutoff valves in hotels, motels, boarding houses, and similar occupancies.
- b. On the water supply pipe to each sill-cock, hose bib, or wall hydrant.
- c. On the water supply pipe to each appliance or mechanical equipment.

- (13) Section 608.1 of the International Plumbing Code is amended by adding new subsections 608.1.1 and revised subsection 608.1.2 to read as follows:

*608.1.2 Failure to report test result.* Upon the failure of the utility customer to report the result of the required test and certification of the backflow prevention device, the City Manager, or designee, may authorize the backflow prevention device to be tested and repaired with all associated charges to be placed on the customer's utility bill, and may also authorize the stoppage of the supply of water to the service address. The water may not be restored, except upon provision of the report of the required test and certification that the backflow prevention device is operating in accordance with specifications.

- (14) Section 608.14 of the International Plumbing Code is revised to read as follows:

*608.14 Location of backflow preventers.* Access shall be provided to backflow preventers as specified by the installation instructions of the approved manufacturer. If needed, additional access and clearance must be provided to allow for the required testing, maintenance, and repair. Access and clearance must require a minimum of one (1) foot (305 mm) between the lowest portion of the assembly and grade, floor, or platform. Installations elevated more than five (5) feet (1.53 m) above the floor or grade, measured from the center line of the valve, must be provided with a permanent platform capable of supporting five hundred (500) pounds and provide mechanical support.

- (15) Section 608.16.4 of the International Plumbing Code is revised to read as follows:

*608.16.4 Connections to automatic fire sprinkler systems and standpipe systems.* The potable water supply to automatic fire sprinkler and standpipe systems shall be protected against backflow by a double check detector assembly or a reduced pressure principle detector backflow preventer.

- (16) Section 608.16.5 of the International Plumbing Code is revised to read as follows:

*608.16.5 Connections to lawn irrigation systems.* The potable water supply to lawn irrigation systems shall be protected against backflow by a pressure-type vacuum breaker or a reduced pressure principle backflow preventer. A double check valve shall not be used. Where chemicals are introduced into the system, the potable water supply shall be protected against backflow by a reduced pressure principle backflow preventer.

- (17) Chapter 6 of the International Plumbing Code is amended by adding a new Section 614 to read as follows:

## SECTION 614 LAWN IRRIGATION SYSTEMS

614.1 Landscape Irrigation Systems. Landscape Irrigation Systems are required to comply with chapter 344 of part 1 of title 30 of the Texas Administrative Code.

- (18) Section 708.3.1 of the International Plumbing Code is revised to read as follows:

*708.3.1 Horizontal drains within buildings.* All horizontal drains shall be provided with cleanouts located not more than eighty (80) feet (24,384 mm) apart.

- (19) Section 708.3.2 of the International Plumbing Code is revised to read as follows:

*708.3.2 Building sewers.* Building sewers shall be provided with cleanouts located not more than eighty (80) feet (24,384 mm) apart measured from the upstream entrance of the cleanout. For building sewers eight (8) inches (203 mm) and larger, manholes shall be provided and located not more than two hundred (200) feet (60,960 mm) from the junction of the building drain and building sewer, at each change in direction, and at intervals of not more than four hundred (400) feet (122 m) apart. Manholes and manhole covers shall be of an approved type.

- (20) Section 708.3.5 of the International Plumbing Code is revised to read as follows:

*708.3.5 Building drain and building sewer junction.* There shall be a two-way double riser cleanout near the junction of the building drain and the building sewer. The cleanout shall be either inside or outside the building wall and shall be brought up to the finished ground level or to the basement floor level. The two-way double riser cleanout at this location serves as the required cleanout for both the building drain and building sewer. The minimum size of the cleanout at the junction of the building drain and building sewer shall comply with section 708.7.

*708.3.5.1 Wye cleanout to public sewer.* A wye-type cleanout, not less than four (4) inches in diameter, must be extended to grade and located at the junction of the building sewer and public sewer at the property line.

- (21) Section 708.7 of the International Plumbing Code is revised to read as follows:

*708.7 Minimum size.* Cleanouts shall be the same nominal size as the pipe they serve up to four (4) inches (102 mm). For pipes larger than four (4) inches (102 mm) nominal size, the minimum size of the cleanout shall be four (4) inches (102 mm).

*Exceptions:*

- a. "P" trap connections with slip joints, ground joint connections, or stack cleanouts that are not more than one (1) pipe diameter smaller than the drain served shall be permitted.
- b. Cast-iron cleanout sizing shall be in accordance with referenced standards in Table 702.4, ASTM A 74 for hub and spigot fittings or ASTM A 888 or CISPI 301 for hubless fittings.
- c. A two-inch clean out may be used in an island vent configuration with a three-inch horizontal branch drain where a vertical vent is not installed pursuant to section P3112.4.

- (22) Section 710 of the International Plumbing Code is amended by adding a new subsection 710.3 to read as follows:

*710.3 Drain pipe sizing.* Drain pipes shall be sized according to drainage fixture unit (d.f.u.) loads in Tables 709.1 or 709.2. The size of the drainage pipe shall be determined using the minimum pipe size available in Table 710.1(1).

- (23) Section 802.1.4 of the International Plumbing Code is revised to read as follows:

*802.1.4 Swimming pools.* Wastewater from swimming pools, backwash from filters, and water from pool deck drains must discharge to the building drainage system. The discharge shall be through an indirect waste pipe by means of an air gap.

- (24) Section 802.1.8 of the International Plumbing Code is revised to read as follows:

*802.1.8 Food utensils, dishes, pots and pans sinks.* Sinks used for the washing, rinsing, or sanitizing of utensils, dishes, pots, pans, or service ware used in the preparation, serving, or eating of food shall discharge indirectly through an air gap.

- (25) Section 802.2 of the International Plumbing Code is revised to read as follows:

*802.2 Installation.* All indirect waste piping shall discharge through an air gap or air break into a waste receptor or standpipe. Waste receptors and standpipes shall be trapped and vented and shall connect to the building drainage system.

- (26) Chapter 8 the International Plumbing Code is amended by adding a new section 805 to read as follows:

## SECTION 805 ELEVATOR SUMP DISCHARGE

*805.1 General.* Discharge of elevator sump sumps shall be to an approved location.

- (27) Section 904.1 of the International Plumbing Code is revised to read as follows:

*Section 904.1 Roof extension.* All open vent pipes that extend through a roof shall terminate at least six (6) inches (152.4 mm) above the roof, except that where a roof is to be used for any purpose other than weather protection, the vent extensions shall be run at least seven (7) feet (2,134 mm) above the roof.

- (28) Section 913.2 of the International Plumbing Code is amended by adding a new subsection 913.2.1 to read as follows:

*913.2.1 Vertical vents.* A vertical vent must be installed on the drain line downstream of the island vent configuration, unless the building drain branch line is at least three (3) inches (76 mm).

- (29) Section 916.1 of the International Plumbing Code is amended by adding a new subsection 916.1.1 to read as follows:

*916.1.1 Minimum size of vent stack with water closet.* Every sanitary drainage system receiving the discharge of a water closet must have a minimum three-inch diameter main vent that is either a vent stack or a stack vent. Such vent must run undiminished in size and as directly as possible from the building drain through to the open air above the roof.

- (30) Section 917.1 of the International Plumbing Code is amended by adding a new subsection 917.1.1 to read as follows:

*917.1.1 Installation of air admittance valves (mechanical vents) restricted.* It shall be unlawful to use air admittance valves, except when conditions prevent the installation of a conventional or island fixture vent system, as determined by the building official.

- (31) Section 1003.3.1 of the International Plumbing Code is revised to read as follows:

*1003.3.1 Grease interceptors and automatic grease removal devices required.* A grease interceptor or automatic grease removal device shall be required to receive the drainage from fixtures and equipment with grease-laden waste located in food preparation areas, such as in restaurants, hotel kitchens, hospitals, school kitchens, bars, factory cafeterias, clubs, churches, or other commercial food preparation or cooking areas where, in the opinion of the building official, grease could be introduced into the drainage system in quantities that can affect line stoppage or hinder sewage disposal. Fixtures and equipment shall include pot sinks, pre-rinse sinks, soup kettles or similar devices, work stations, floor drains or sinks into which kettles are drained, automatic hood wash units, and dishwashers without pre-rinse sinks. All floor drains located in the food preparation or cooking areas must be connected to the grease interceptor. Mop and service sinks used for the disposal of wastewater from mopping of floor surfaces in food preparation and cooking areas must be connected to the grease interceptor. Grease interceptors and automatic grease removal devices shall receive waste only from fixtures and equipment that could allow fats, oils, or grease to be discharged.

- (32) Section 1003.3.2 of the International Plumbing Code is revised to read as follows:

*1003.3.2 Food waste grinders.* In addition to the requirements in section 1003.3.1, where food waste grinders connect to grease interceptors, a solids interceptor shall separate the discharge before connecting to the grease interceptor. Solids interceptors and grease interceptors shall be sized and rated for the discharge of the food waste grinder. Emulsifiers, chemicals, enzymes, and bacteria shall not discharge into the food waste grinder.

- (33) Section 1003.3 of the International Plumbing Code is amended by adding new subsections 1003.3.6 and 1003.3.7 to read as follows:

*1003.3.6 Design criteria and sizing method for custom fabricated grease interceptors.*

*1003.3.6.1 Flow rate.* Grease interceptors will be sized according to the fixture unit flow rate of each fixture discharging into the interceptor. Fixture unit flow rate must be 7.5 per fixture unit. For grease producing fixtures, use Table 709.1 and 709.2 to select appropriate fixture unit value.

*1003.3.6.2 Total fixture unit count.* When total fixture count has been determined, multiply value by 7.5 per fixture unit to obtain total flow rate. Floor drains installed only for the purpose of cleanup and not used for direct discharge of any grease producing fixture may not be included in the sizing calculations. Hand sinks installed in food preparation and cooking areas only for the purpose of employee hygiene may not be included in the sizing calculations, but must be connected to the grease interceptor.

*1003.3.6.3 Water seal.* Each grease interceptor must have an approved water seal of not less than two (2) inches in depth or the diameter of its outlet, whichever is greater.

*1003.3.6.4 Sampling port.* A four-inch sampling port must be installed downstream of the confluence of the grease interceptor discharge and the building sewer system. The sampling port must be installed perpendicular to the effluent lateral to allow visual observation and sampling. The design location must ensure accessibility of the sampling port for monitoring activities.

*1003.3.6.5 Manhole covers.* Manhole covers must be twenty-four (24) inches in diameter, gas-tight, and capable of supporting any vehicular traffic. The manhole covers must have pre-cast concrete rings to extend to grade, as necessary.

*1003.3.6.6 Retention time of custom fabricated interceptors.* After calculating the required flow rate, the grease interceptor is to be designed with a primary compartment having a seven-minute retention time and a secondary compartment having a five-minute retention time. Refer to Figure 1003.2.1 for details of construction and inlet and outlet piping arrangements.

*1003.3.6.7 Concrete interceptors.* Concrete must be a minimum of three thousand (3,000) PSI concrete.

*1003.3.7 Prohibited interceptors.*

*1003.3.7.1 Carbon steel.* Carbon steel grease interceptors are prohibited in underground applications.

- (34) Section 1003.4 of the International Plumbing Code is revised to read as follows:

*1003.4 Oil separators required.* At repair garages, detail shops, car washing facilities, factories where oily and flammable liquid wastes are produced, and in hydraulic elevator pits, separators shall be installed into which all oil-bearing, grease-bearing, or flammable wastes shall be discharged before emptying into the building drainage system or other point of disposal.

*Exception:* An oil separator is not required in hydraulic elevator pits where an approved alarm system is installed.

(35) Section 1003.4.2.2 of the International Plumbing Code is revised to read as follows:

*1003.4.2.2 Garages and service stations.* Where vehicles are serviced, greased, repaired, or washed, oil separators shall have a minimum capacity of six (6) cubic feet (0.168 m<sup>3</sup>) for the first one hundred (100) square feet (9.3 m<sup>2</sup>) of area to be drained, plus one (1) cubic foot (0.28 m<sup>3</sup>) for each additional one hundred (100) square feet (9.3 m<sup>2</sup>) of area to be drained into the separator. Parking garages in which servicing, repairing, or washing is not conducted shall not require a separator. Areas of commercial garages utilized only for storage of vehicles are not required to be drained through a separator.

(36) Section 1003.5 of the International Plumbing Code is amended by adding new subsections 1003.5.1 and 1003.5.2 to read as follows:

*1003.5.1 Design criteria and sizing method.* The sizing method for custom fabricated oil and sand interceptors assigns a flow rate of twenty (20) GPM (gallons per minute) for the first bay and an additional ten (10) GPM for each additional bay. The tank should be designed to have a twelve-minute retention time with two (2) compartments. The primary compartment must be two-thirds (2/3) of the total volume and the secondary compartment must be one-third (1/3) of the total volume. See Figures 1003.5.3 and 1003.5.4 for details of construction and piping arrangements.

*1003.5.2 Materials.* Concrete used for interceptor construction must be at least three thousand (3,000) PSI.

(Ord. No. 030847, 5-17-2016; Ord. No. 031067, § 1, 2-14-2017; Ord. No. 031344, § 1, 1-23-2018; Ord. No. 031456, § 1, 6-19-2018)

Secs. 14-282—14-290. - Reserved.

**Appendix B**  
**City Ordinance**

Chapter 55, Article XI,  
Commercial and Industrial  
Waste Disposal and Pretreatment

ARTICLE XI. - COMMERCIAL AND INDUSTRIAL WASTE DISPOSAL AND PRETREATMENT<sup>[6]</sup>

Footnotes:

--- (6) ---

**Editor's note**— Ord. No. 21666, § 1, adopted June 1, 1993, repealed former art. XI, §§ 55-140—55-147, which pertained to similar subject matter, and enacted a new art. XI, §§ 55-140—55-149, to read as herein set out.

**Cross reference**— Administration of plumbing code, 14-281 et seq.; liquid waste hauling, § 55-160 et seq.

**State Law reference**— Local government authority to control waste discharges and require pretreatment, V.T.C.A., Water Code § 26.176.

Sec. 55-140. - General provisions.

(a) *Purpose and policy.* This article sets forth uniform requirements for users of the wastewater collection system and Publicly Owned Treatment Works (POTW) of the City of Corpus Christi and enables the city to comply with all applicable state and federal laws including the Clean Water Act (33 U.S.C. 1251 et seq.) and the General Pretreatment Regulations (40 CFR Part 403). The objectives of this article, in facilitating the city in its role as a federally mandated control authority, are:

- (1) To prevent the introduction of pollutants into the POTW that will interfere with the operation of the POTW;
- (2) To prevent the introduction of pollutants into the POTW which will pass through the POTW, inadequately treated, into receiving waters or otherwise be incompatible with the POTW;
- (3) To ensure that the quality of the wastewater treatment plant sludge is maintained at a level which allows its use and disposal in compliance with applicable statutes and regulations;
- (4) To protect POTW personnel who may be affected by wastewater and sludge in the course of their employment and to protect the general public;
- (5) To improve the opportunity to recycle and reclaim wastewater and sludge from the POTW;
- (6) To provide for fees for the equitable distribution of the cost of operation, maintenance and improvement of the POTW; and
- (7) To enable the city to comply with its NPDES permit conditions, sludge use and disposal requirements and any other federal or state laws to which the POTW is subject.

This article shall apply to all industrial users of the POTW. The article authorizes the issuance of wastewater discharge permits; authorizes monitoring, compliance and enforcement activities; establishes administrative review procedures; requires industrial user reporting; and provides for the setting of fees for the equitable distribution of costs resulting from the program established herein.

(b) *Administration.* Except as otherwise provided herein, the director shall administer, implement and enforce the provisions of this article. Any powers granted to or duties imposed upon the director may be delegated by the director to other city personnel.

(c) *Definitions.* Unless a provision explicitly states otherwise, the following terms and phrases, as used in this article, shall have the meanings hereinafter designated.

*Abnormal wastewater.* means any industrial waste having a suspended solids, biochemical oxygen demand or chemical oxygen demand content in excess of that found in normal wastewater but which is otherwise acceptable into the POTW under the terms of this article.

*Abnormal wastewater surcharge* means the charge, in addition to the usual monthly charge for sanitary sewer services, levied against any person for services rendered for collection and treatment of abnormal wastewater to defray the added cost of transporting and treating such abnormal wastewater.

*Act* or *the act* means the Federal Water Pollution Control Act, also known as the Clean Water Act, as amended, 33 U.S.C. 1251 et seq.



*Approval authority* means regional administrator of the U.S. Environmental Protection Agency, the Texas Water Commission upon delegation of federal authority, or the Texas Natural Resource Conservation Commission upon delegation of federal authority, or successor agency delegated such authority. The director in an NPDES (national pollution discharge elimination system) state with an approved state pretreatment program and the appropriate regional administrator in a non-NDES state or NPDES state without an approved state pretreatment program.

*Authorized representative of the industrial user* means:

- (1) If the industrial user is a corporation, authorized representative shall mean:
  - a. The president, secretary, treasurer, or a vice-president of the corporation in charge of a principal business function, or any other person who performs similar policy or decision-making functions for the corporation or
  - b. The manager of one (1) or more manufacturing, production, or operation facilities;
- (2) If the industrial user is a partnership, or sole proprietorship, an authorized representative shall mean a general partner, managing partner, or proprietor, respectively;
- (3) If the industrial user is a federal, state or local governmental facility, an authorized representative shall mean a director or highest official appointed or designated to oversee the operation and performance of the activities of the government facility.
- (4) The individuals described in subsections a through c of this definition may designate another authorized representative if the authorization is in writing, the authorization specifies the individual or position responsible for the overall operation of the facility from which the discharge originates or having overall responsibility for environmental matters for the company, and the written authorization is submitted to the director of wastewater operations.

*Biochemical oxygen demand (BOD)* means the quantity of oxygen utilized in the biochemical oxidation of organic matter under standard laboratory procedure, five (5) days at twenty (20) degrees centigrade expressed in terms of mass and concentration (milligrams per liter (mg/l)).

*Categorical pretreatment standard* or *categorical standard* means any regulation containing pollutant discharge limits promulgated by the U.S. EPA in accordance with sections 307(b) and (c) of the act (33 U.S.C. 1317) which apply to a specific category of industrial users and which appear in 40 CFR Chapter I, Subchapter N, Parts 405-471.

*City* means the City of Corpus Christi or the City Council of Corpus Christi.

*Chemical oxygen demand (COD)* means the measure of the oxygen consuming capacity of inorganic matter present in the water or wastewater expressed in mg/l as the amount of oxygen consumed from a chemical oxidant in a specific test, but not differentiating between stable and unstable organic matter and thus not necessarily correlating with biochemical oxygen demand.

*Color* means the optical density at the visual wave length of maximum absorption, relative to distilled water. One hundred (100) per cent transmittance is equivalent to zero (0.0) optical density.

*Composite sample* means the sample resulting from the combination of individual wastewater samples taken at selected intervals based on an increment of either flow or time.

*Control authority* means the City of Corpus Christi.

*Corrosive waste* means any character of waste, whether liquid, gaseous or solid, which can cause actual physical damage or destruction to any public storm drain or sanitary sewer the POTW or which prevents or materially retards treatment of sewage in the sewage treatment plant.

*Director* or *director of wastewater operations* means the person designated by the city manager to supervise the operation of the POTW, and who is charged with certain duties and responsibilities by this article, and includes the director's authorized representative.

*Environmental protection agency* or *EPA* means the U.S. Environmental Protection Agency or, where appropriate, the term may also be used as a designation for the regional water management division director or other duly authorized official of said agency.

*Existing source* means any source of discharge, the construction or operation of which commenced prior to the publication of proposed categorical pretreatment standards which will be applicable to such source if the standard is thereafter promulgated in accordance with section 307 of the act.

*Grab sample* means a sample which is taken from a waste stream on a one-time basis without regard to the flow in the waste stream within a time frame not to exceed fifteen (15) minutes.

*Indirect discharge* or *discharge* means the introduction of nondomestic pollutants into the POTW from any nondomestic source regulated under section 307(b), (c) or (d) of the act.

*Industrial user* or *user* means a source of an "indirect discharge," as defined by 40 CFR 403.3(h).

*Instantaneous maximum allowable discharge limit* means the maximum concentration (or loading) of a pollutant allowed to be discharged at any time, determined from the analysis of any discrete or composited sample collected, independent of the industrial flow rate and the duration of the sampling event.

*Interference* means a discharge which alone or in conjunction with a discharge or discharges from other sources:

- (1) Inhibits or disrupts the POTW, its treatment processes or operations or its sludge processes, use or disposal; and
- (2) Therefore is a cause of:
  - a. A violation of the city's NPDES permit or state permit;
  - b. A violation of any other federal, state, or local regulation of water quality standards; or
  - c. The prevention of sewage sludge use or disposal in compliance with any of the following statutory/regulatory provisions or permits issued thereunder (or more stringent state or local regulations):
    1. Section 405 of the Clean Water Act;
    2. The Solid Waste Disposal Act (SWDA), including Title II commonly referred to as the Resource Conservation and Recovery Act (RCRA);
    3. Any state regulations contained in any state sludge management plan prepared pursuant to Subtitle D of the SWDA;
    4. The Clean Air Act;
    5. The Toxic Substances Control Act; or
    6. The Marine Protection, Research and Sanctuaries Act.

*Medical waste* means isolation wastes, infectious agents, human blood and blood byproducts, pathological wastes, sharps, body parts, fomites, etiologic agents, contaminated bedding, surgical wastes, potentially contaminated laboratory wastes and dialysis wastes.

*New source* means:

- (1) Any building, structure, facility or installation from which there is or may be a discharge of pollutants, the construction of which commenced after the publication of proposed pretreatment standards under section 307(c) of the act which will be applicable to such source if such standards are thereafter promulgated in accordance with that section, provided that:
  - a. The building, structure, facility or installation is constructed at a site at which no other source is located; or
  - b. The building, structure, facility or installation totally replaces the process or production equipment that causes the discharge of pollutants at an existing source; or

- c. The production or wastewater generating processes of the building, structure, facility or installation are substantially independent of an existing source at the same site. In determining whether these are substantially independent, factors such as the extent to which the new facility is integrated with the existing plant, and the extent to which the new facility is engaged in the same general type of activity as the existing source, should be considered.
- (2) Construction on a site at which an existing source is located results in a modification rather than a new source if the construction does not create a new building, structure, facility or installation meeting the criteria of subsection (1) of this definition directly above, but otherwise alters, replaces, or adds to existing process or production equipment.
  - (3) Construction of a new source as defined under this paragraph has commenced if the owner or operator has:
    - a. Begun, or caused to begin as part of a continuous on site construction program.
      - 1. Any placement, assembly, or installation of facilities or equipment, or
      - 2. Significant site preparation work including clearing, excavation, or removal of existing buildings, structures, or facilities which is necessary for the placement, assembly, or installation of new source facilities or equipment, or
    - b. Entered into a binding contractual obligation for the purchase of facilities or equipment which are intended to be used in its operation within a reasonable time. Options to purchase or contracts which can be terminated or modified without substantial loss, and contracts for feasibility, engineering, and design studies do not constitute a contractual obligation under this paragraph.

*Noncontact cooling water* means water used for cooling which does not come into direct contact with any raw material intermediate product, waste product, or finished product.

*Normal sewage* means sewage, which when analyzed, shows by weight, a daily average of not more than two thousand eighty-five (2,085) pounds per million gallons (two hundred fifty (250) mg/l) of suspended solids, and not more than two thousand eighty-five (2,085) pounds per million gallons (two hundred fifty (250) mg/l) of biochemical oxygen demand and not more than four thousand six hundred eighty-seven (4,687) pounds per million gallons (five hundred sixty-two (562) mg/l) of chemical oxygen demand, and which is otherwise acceptable into a sanitary sewer under the terms of this article.

*Normal wastewater* means sewage, which when analyzed, shows by weight, a daily average of not more than two thousand eighty-five (2,085) pounds per million gallons (two hundred fifty (250) mg/l) of suspended solids and not more than two thousand eighty-five (2,085) pounds per million gallons (two hundred fifty (250) mg/l) of biochemical oxygen demand and not more than four thousand six hundred eighty-seven (4,687) pounds per million gallons (five hundred sixty-two (562) mg/l) of chemical oxygen demand, and which is otherwise acceptable into a sanitary sewer under the terms of this article.

*Pass through* means a discharge which exits the POTW into waters of the U.S. in quantities or concentrations which, alone or in conjunction with a discharge or discharges from other sources, is a cause of a violation of any requirement of the city's NPDES permit (including an increase in the magnitude or duration of a violation), or violation of any other federal, state or local water quality regulation.

*Person* means any individual, partnership, co-partnership, firm, company, corporation, association, joint stock company, trust, estate, governmental entity or any other legal entity, or their legal representatives, agents or assigns. This definition includes all federal, state or local governmental entities.

*pH* means a measure of the acidity or alkalinity of a substance, expressed in standard units.

*Pollutant* means any dredged spoil, solid waste, incinerator residue, sewage, garbage, sewage sludge, munitions, medical wastes, chemical wastes, industrial wastes, biological materials, radioactive materials, heat, wrecked or discharged equipment, rock, sand, cellar dirt, agricultural and industrial wastes, and the characteristics of the wastewater (i.e., pH, temperature, TSS, turbidity, color, BOD, COD, toxicity, odor), and any other harmful or objectionable material.

*Pretreatment* means the reduction of the amount of pollutants, the elimination of pollutants, or the alteration of the nature of pollutant properties in wastewater prior to or in lieu of introducing such pollutants into the POTW. This reduction or alteration can be obtained by physical, chemical or biological processes, by process changes, or by other means, except by diluting the concentration of the pollutants unless allowed by an applicable pretreatment standard.

*Pretreatment requirements* means any substantive or procedural requirement related to pretreatment imposed on an industrial user, other than a pretreatment standard.

*Pretreatment standards* or *standards* means pretreatment standards shall mean prohibitive discharge standards, categorical pretreatment standards, and local limits.

*Prohibited discharge standards* or *prohibited discharges* means absolute prohibitions against the discharge of certain substances; these prohibitions appear in section 55-141(a) of this article.

*Publicly owned treatment works* means a "treatment works" as defined by section 212 of the act (33 U.S.C. 1292), which is owned by the state or municipality. This definition includes any devices or systems used in the collection, storage, treatment, recycling and reclamation of sewage or industrial wastes and any conveyances which convey wastewater to a treatment plant. The term also means the municipal entity having jurisdiction over the industrial users and responsibility for the operation and maintenance of the treatment works.

*Septic tank waste* means any sewage from holding tanks such as vessels, chemical toilets, campers, trailers, and septic tanks.

*Sewage* means human excrement and gray water (household showers, dishwashing operations, etc.).

*Shall* is mandatory; *may* is permissive or discretionary.

*Significant industrial user* shall apply to: (a) industrial users subject to categorical pretreatment standards; and (b) any other industrial user that (i) discharges an average of twenty-five thousand (25,000) gpd or more of process wastewater, (ii) contributes a process wastestream which makes up five (5) per cent or more of the average dry weather hydraulic or organic capacity of the treatment plant or, (iii) is designated as significant by the city on the basis that the industrial user has a reasonable potential for adversely affecting the POTW's operation or for violating any pretreatment standard or requirement.

[*Singular; plural.*] The use of the singular shall be construed to include the plural and the plural shall include the singular as indicated by the context of its use.

*Slug load* means any discharge at a flow rate or concentration which could cause a violation of the prohibited discharge standards in section 55-141(a) of this article or any discharge of a nonroutine, episodic nature, including but not limited to, an accidental spill or a noncustomary batch discharge.

*Standard Industrial Classification (SIC) Code* means a classification pursuant to the Standard Industrial Classification Manual issued by the U.S. Office of Management and Budget.

*Stormwater* means any flow occurring during or following any form of natural precipitation, and resulting therefrom, including snowmelt.

*Suspended solids* means the total suspended matter that floats on the surface of, or is suspended in, water, wastewater, or other liquid, and which is removable by laboratory filtering.

*Texas Commission on Environmental Quality* means the Texas Commission on Environmental Quality, or an authorized representative of the commission.

*Toxic pollutant* means one of the pollutants, or combination of those pollutants, listed as toxic in regulations promulgated by the EPA under the provision of section 307 (33 U.S.C. 1317) of the act, and as such list may be amended, modified, or enlarged.

*Treatment plant effluent* means any discharge of pollutants from the POTW into waters of the state or other locations as detailed in federal or state permits.

*Wastewater* means liquid and water-carried industrial wastes, and sewage (human excrement and graywater) from residential dwellings, commercial buildings, industrial and manufacturing facilities, and institutions, whether treated or untreated, which are contributed to the POTW.

*Wastewater treatment plant or treatment plant* means that portion of the POTW designed to provide treatment of sewage and industrial waste.

(d) *Abbreviations.* The following abbreviations shall have the designated meanings:

BOD—Biochemical oxygen demand

COD—Chemical oxygen demand

CFR—Code of Federal Regulations

EPA—U.S. Environmental Protection Agency

gpd—Gallons per day

l—Liter

mg—Milligrams

mg/l—Milligrams per liter

NPDES—National pollutant discharge elimination system

O&M—Operation and maintenance

POTW—Publicly owned treatment works

RCRA—Resource Conservation and Recovery Act

SIC—Standard Industrial Classifications

SWDA—Solid Waste Disposal Act (42 U.S.C. 6901 et seq.)

TSS—Total suspended solids

TCEQ—Texas Commission on Environmental Quality

USC—United States Code

(Ord. No. 21666, § 1, 6-1-1993; Ord. No. 25377, §§ 1—4, 7-22-2003)

Sec. 55-141. - General sewer use requirements.

(a) *Prohibited discharge standards.* No industrial user shall introduce or cause to be introduced into the POTW any pollutant or wastewater which causes pass through or interference. These general prohibitions apply to all industrial users of the POTW whether or not they are subject to categorical pretreatment standards or any other federal, state or local pretreatment standards or requirement. Furthermore, no industrial user may contribute the following substances to the POTW:

(1) Pollutants which create a fire or explosive hazard in the municipal wastewater collection system and POTW, including, but not limited to, wastestreams with a closed-cup flashpoint of less than one hundred forty (140) degrees Fahrenheit (sixty (60) degrees celsius) using the test methods specified in 40 CFR 261.21.

(2) Any wastewater having a pH less than 5.0 or more than 10.0, or otherwise causing corrosive structural damage to the POTW or equipment, or endangering city personnel.

- (3) Solid or viscous substances in amounts which will cause obstruction of the flow in the POTW resulting in interference, but in no case solids greater than one-half ( $\frac{1}{2}$ ) inch or one and twenty-seven hundredths (1.27) centimeters in any dimension.
- (4) Any wastewater containing pollutants, including oxygen demanding pollutants (BOD, COD, etc.), released in a discharge at a flow rate and/or pollutant concentration which, either singly or by interaction with other pollutants, will cause interference with either the POTW, or any wastewater treatment or sludge process, or which will constitute a hazard to humans or animals.
- (5) Any wastewater having a temperature greater than one hundred fifty (150) degrees Fahrenheit (sixty-five (65) degrees celsius), or which will inhibit biological activity in the treatment plant resulting in interference, but in no case wastewater which causes the temperature at the introduction into the treatment plant to exceed one hundred four (104) degrees Fahrenheit (forty (40) degrees celsius).
- (6) Petroleum oil or nonbiodegradable cutting oil.
- (7) Products of mineral oil origin in amounts that will cause interference or pass through.
- (8) Any pollutants which result in the presence of toxic gases, vapors or fumes within the POTW in a quantity that may cause acute worker health and safety problems.
- (9) Any trucked or hauled pollutants, except at discharge points designated by the city in accordance with section 55-142(e) of this article and article XIII, section 55-160 et seq., of this Code.
- (10) Any noxious or malodorous liquids, gases, solids, or other wastewater which, either singly or by interaction with other wastes, are sufficient to create a public nuisance, a hazard to life, or to prevent entry into the sewers for maintenance and repair.
- (11) Any wastewater which imparts color which cannot be removed by the treatment process, such as, but not limited to, dye wastes and vegetable tanning solutions, which consequently imparts color to the treatment plant's effluent thereby violating the city's NPDES permit. Color (in combination with turbidity) shall not cause the treatment plant effluent to reduce the depth of the compensation point for photosynthetic activity by more than ten (10) per cent from the seasonably established norm for aquatic life.
- (12) Any wastewater containing any radioactive wastes or isotopes except as specifically approved by the director in compliance with applicable federal, state or local regulations.
- (13) Stormwater, surface water, ground water, artisan well water, roof runoff, subsurface drainage, swimming pool drainage, condensate, deionized water, noncontact cooling water, and unpolluted industrial wastewater, unless specifically authorized by the director.
- (14) Any sludges, screenings, or other residues from the pretreatment of industrial wastes.
- (15) Any medical wastes, except as specifically authorized by the director in a wastewater discharge permit.
- (16) Any wastewater causing the treatment plant's effluent to fail a toxicity test.
- (17) Any wastes containing detergents, surface active agents, or other substances which may cause excessive foaming in the POTW.
- (18) Any discharge of fats, oils, or greases of animal or vegetable origin is limited to two hundred (200) mg/l.
- (19) Any wastewater which has a reasonable potential for adversely affecting the POTW's operation as determined by the director.

Wastes prohibited by this section shall not be processed or stored in such a manner that they could be discharged to the POTW. All floor drains located in process or materials storage areas must discharge to the industrial user's pretreatment facility before connecting with the POTW. Floor drains shall be so located and protected as to prevent intrusion of stormwater.

- (b) *Federal categorical pretreatment standards.* The national categorical pretreatment standards found in the Code of Federal Regulations at 40 CFR Chapter I, Subchapter N, Parts 405-471, and as they shall be amended and enlarged, are hereby incorporated.
- (c) *Federal, state, and local requirements.* Where federal or state pretreatment requirements are more stringent than those set forth in this article, the more stringent requirements shall apply to users, and such federal and/or state standards are hereby fully incorporated verbatim into this article, for all purposes.
- (d) *Specific local pollutant limitations.*
  - (1) The following pollutants limits are established to protect against pass through and interference. No person shall discharge wastewater containing in excess of the following maximum allowable discharge limits.
    - 0.634 mg/l—arsenic
    - 0.018 mg/l—cadmium
    - 2.980 mg/l—chromium, total
    - 0.350 mg/l—copper
    - 0.130 mg/l—cyanide
    - 0.511 mg/l—lead
    - 0.000 mg/l—mercury
    - 1,100.00 mg/l—phenols
    - 0.590 mg/l—nickel
    - 0.050 mg/l—silver
    - 1.476 mg/l—zinc
  - (2) Concentrations apply at the point where the industrial waste is discharged to the POTW. All concentrations for metallic substances are for "total" metal unless indicated otherwise. For mercury, compliance will be measured at the minimum analytical level (MAL) or 0.0002 milligrams/liter (mg/l). At his discretion, the director may impose mass limitations in addition to or in place of the concentration based limitations above.
- (e) *City's right of revision.* The city reserves the right to establish, by ordinance or in wastewater discharge permits, more stringent standards or requirements on discharges to the POTW if deemed necessary to comply with the objectives presented in section 55-140(a) of this article or the general and specific prohibitions in section 55-141(a) of this article.
- (f) *Dilution.* No industrial user shall ever increase the use of process water, or in any way attempt to dilute a discharge, as a partial or complete substitute for adequate treatment to achieve compliance with a discharge limitation unless expressly authorized by an applicable pretreatment standard or requirement. The superintendent may impose mass limitations on industrial users which are using dilution to meet applicable pretreatment standards or requirements, or in other cases when the imposition of mass limitations is appropriate.

(Ord. No. 21666, § 1, 6-1-1993; Ord. No. 22583, § 6, 5-28-1996; Ord. No. 25377, §§ 5, 6, 7-22-2003)

Sec. 55-142. - Pretreatment of wastewater.

- (a) *Pretreatment facilities.* Industrial users shall provide necessary wastewater treatment as required to comply with this article and shall achieve compliance with all categorical pretreatment standards, local limits and the prohibitions set out in section 55-141(a) within the time limitations specified by the EPA, the state, or the director, whichever is more stringent. Any facilities required to pretreat wastewater to a level acceptable to the city shall be provided, operated, and maintained at the industrial user's expense. Detailed plans showing the pretreatment facilities and operating procedures shall be submitted to the city for review and shall be acceptable to the city before construction of the facility. The review of such plans and operating procedures will in no way relieve the industrial user from the responsibility of modifying the facility as necessary to produce an acceptable discharge to the city under the provisions of this article.
- (b) *Additional pretreatment measures.*
- (1) Whenever deemed necessary, the superintendent may require industrial users to restrict their discharge during peak flow periods, designate that certain wastewater be discharged only into specific sewers, relocate and/or consolidate points of discharge, separate sewage wastestreams from industrial wastestreams and such other conditions as may be necessary to protect the POTW and determine the industrial user's compliance with the requirements of this article.
  - (2) The director, in his discretion, may require each person discharging into the POTW greater than twenty-five thousand (25,000) gallons per day or greater than five (5) per cent of the average daily flow in the POTW, to install and maintain, on his property and at his expense, a suitable storage and flow control facility to insure equalization of flow, the design and regulation of which shall be directed by the director. A wastewater discharge permit may be issued solely for flow equalization.
  - (3) Grease, oil and sand interceptors shall be provided in comportment with chapter 14 of this Code, as such provision stands and may hereafter be modified or amended.
  - (4) Industrial users with the potential to discharge flammable substances may be required to install and maintain an approved combustible gas detection meter.
- (c) *Accidental discharge/slug control plans.* The director may require any industrial user to develop and implement an accidental discharge/slug control plan. At least once every two (2) years the director shall evaluate whether each significant industrial user needs such a plan. Any industrial user required to develop and implement an accidental discharge/slug control plan shall submit a plan which addresses, at a minimum, the following:
- (1) Description of discharge practices, including nonroutine batch discharges.
  - (2) Description of stored chemicals.
  - (3) Procedures for immediately notifying the POTW of any accidental or slug discharge. Such notification must also be given for any discharge which would violate any of the prohibited discharges in section 55-141(a) of this article.
    - a. *Telephone notices.* At minimum, such plan shall require the user to immediately telephone and notify the POTW of an accidental or slug discharge. Such verbal notice shall include location of discharge, type of waste concentration and volume, and corrective actions.
    - b. *Written report.* Within five (5) days following an accidental discharge, the user shall submit to the city a detailed written report describing the nature and cause of the discharge and the measures to be taken by the user to prevent similar future occurrences. Such notification shall not relieve the user of any expenses, loss, damage, or other liability which may be incurred as a result of damage to the POTW, fish kills, or any other damage to person or property; nor shall such notification relieve the user of any fines, penalties, or other liability which may be imposed by this article or other applicable law.
    - c. *Notice to employees.* As part of the accidental discharge protection plan, the director may require a notice to be permanently posted on the user's bulletin board or other prominent place advising employees whom to call in the event of a dangerous discharge. Employers



shall ensure that all employees who may cause or suffer such a dangerous discharge to occur are advised of the emergency notification procedures.

- (4) If necessary, procedures to prevent adverse impact from any accidental or slug discharge. Such procedures include, but are not limited to, inspection and maintenance of storage areas, handling and transfer of materials, loading and unloading operations, control of plant site run-off, worker training, building of containment structures or equipment, measures for containing toxic organic pollutants (including solvents), and/or measures and equipment for emergency response.
- (d) *Tenant responsibility.* Where an owner of property leases premises to any other person as a tenant under any rental or lease agreement, if either the owner or the tenant is an industrial user, either or both may be held responsible for compliance with the provisions of this article.
- (e) *Hauled wastewater.* Septic tank waste may be accepted into the POTW at a designated receiving structure within the treatment plant area at such times as are established by the director, provided such waste disposal is made in compliance with article XIII, section 55-160 et seq., of this Code, and does not violate any provision of section 55-141 of this article or any other requirements of the city.
- (f) *Vandalism.* No person shall maliciously, willfully or negligently break, damage, destroy, uncover, deface, tamper with or prevent access to any structure, appurtenance or equipment, or other part of the POTW. Any person found in violation of this requirement shall be subject to the sanctions set out in section 55-146, below.

(Ord. No. 21666, § 1, 6-1-1993; Ord. No. 25377, § 7, 7-22-2003)

Sec. 55-143. - Wastewater discharge permit eligibility and issuance process.

- (a) *Wastewater survey.* When requested by the director all industrial users must submit information on the nature and characteristics of their wastewater by completing a wastewater survey prior to commencing their discharge. The director is authorized to prepare a form for this purpose and may periodically require industrial users to update the survey. Failure to complete this survey shall be reasonable grounds for terminating service to the industrial user and shall be considered a violation of the article.
- (b) *Requirement.*
  - (1) It shall be unlawful for any significant industrial user to discharge wastewater into the city's POTW without first obtaining a wastewater discharge permit from the director. Any violation of the terms and conditions of a wastewater discharge permit shall be deemed a violation of this article and subjects the wastewater discharge permittee to the sanctions set out in section 55-146. Obtaining a wastewater discharge permit does not relieve a permittee of its obligation to comply with all federal and state pretreatment standards or requirements or with any other requirements of federal, state and local law.
  - (2) The director may require other industrial users, including liquid waste haulers, to obtain wastewater discharge permits as necessary to carry out the purposes of this article.
- (c) *New connections.* Any significant industrial user proposing to begin or recommence discharging industrial wastes into the POTW must obtain a wastewater discharge permit prior to the beginning or recommencing of such discharge. An application for this wastewater discharge permit must be filed at least ninety (90) days prior to the date upon which any discharge will begin.
- (d) *Application contents.*
  - (1) In order to be considered for a wastewater discharge permit, all industrial users required to have a wastewater discharge permit must submit the information required by section 55-144(a)(2). The director shall approve a form to be used as a permit application.
  - (2) In addition, the following information may be requested:

- a. Description of activities, facilities, and plant processes on the premises, including a list of all raw materials and chemicals used or stored at the facility which are, or could accidentally or intentionally be, discharged to the POTW.
  - b. Number and type of employees, hours of operation, and proposed or actual hours of operation of the pretreatment facility.
  - c. Each product produced by type, amount, process or processes, and rate of production.
  - d. Type and amount of raw materials processed (average and maximum per day).
  - e. The site plans, floor plans, mechanical and plumbing plans, and details to show all sewers, floor drains, and appurtenances by size, location, and elevation, and all points of discharge.
  - f. Time and duration of the discharge.
  - g. Any other information as may be deemed necessary by the director to evaluate the wastewater discharge permit application.
- (3) Incomplete or inaccurate applications will not be processed and will be returned to the industrial user for revision.

- (e) *Application signatories and certification.* All wastewater discharge permit applications and industrial user reports must contain the following certification statement and be signed by an authorized representative of the industrial user.

"I certify under penalty of law that this document and all attachments were prepared under my direction or supervision in accordance with a system designed to assure that qualified personnel properly gather and evaluate the information submitted. Based on my inquiry of the person or persons who manage the system, or those persons directly responsible for gathering the information, the information submitted is to the best of my knowledge and belief, true, accurate, and complete. I am aware that there are significant penalties for submitting false information, including the possibility of fine and imprisonment for knowing violations."

- (f) *Decisions.* The director will evaluate the data furnished by the industrial user and may require additional information. Within ninety (90) days of receipt of a complete wastewater discharge permit application, the director will determine whether or not to issue a wastewater discharge permit. If no determination is made within this time period, the application will be deemed denied, unless the director notifies the applicant that the time frame for decision has been extended due to need for additional evaluation time. The director may deny any application for a wastewater discharge permit.
- (g) *Duration.* Wastewater discharge permits shall be issued for a specified time period, not to exceed five (5) years. A wastewater discharge permit may be issued for a period less than five (5) years, at the discretion of the director. Each wastewater discharge permit will indicate a specific date upon which it will expire.
- (h) *Contents.* Wastewater discharge permits shall include such conditions as are reasonably deemed necessary by the director to prevent pass through or interference, protect the quality of the water body receiving the treatment plant's effluent, protect worker health and safety, facilitate sludge management and disposal, protect ambient air quality, and protect against damage to the POTW.

(1) Wastewater discharge permits must contain the following conditions:

- a. A statement that indicates wastewater discharge permit duration, which in no event shall exceed five (5) years.
- b. A statement that the wastewater discharge permit is nontransferable without prior notification to and approval from the city, and provisions for furnishing the new owner or operator with a copy of the existing wastewater discharge permit.
- c. Effluent limits applicable to the user based on applicable standards in federal, state, and local law.

- d. Self-monitoring, sampling, reporting, notification, and record keeping requirements, all expenses for such requirements to be paid by permittee. These requirements shall include an identification of pollutants to be monitored, sampling location, sampling frequency, and sample type based on federal, state, and local law.
  - e. Statement of applicable civil, criminal, and administrative penalties for violation of pretreatment standards and requirements, and any applicable compliance schedule. Such schedule may not extend the time for compliance beyond that required by applicable federal, state, or local law.
  - f. Permittee agrees to indemnify and pay the city for the following costs incurred by the city, in the event of a user's permit violation:
    - 1. Attorney's fees;
    - 2. Costs for any and all laboratory and investigation expenses;
    - 3. Penalties and fines incurred by the city to the federal and state governments arising from violation of any of the city's discharge permits as a result of permittee's violation(s).
  - g. Requirement permittee immediately notify the POTW in the event of a failure of pretreatment facility or pretreatment equipment.
- (2) Wastewater discharge permits may contain, but need not be limited to, the following:
- a. Limits on the average and/or maximum rate of discharge, time of discharge, and/or requirements for flow regulation and equalization.
  - b. Limits on the instantaneous, daily and monthly average and/or maximum concentration, mass, or other measure of identified wastewater pollutants or properties.
  - c. Requirements for the installation of pretreatment technology, pollution control, or construction of appropriate containment devices, designed to reduce, eliminate, or prevent the introduction of pollutants into the treatment works.
  - d. Development and implementation of spill control plans or other special conditions including management practices necessary to adequately prevent accidental, unanticipated, or routine discharges.
  - e. Development and implementation of waste minimization plans to reduce the amount of pollutants discharged to the POTW.
  - f. The unit charge or schedule of industrial user charges and fees for the management of the wastewater discharged to the POTW.
  - g. Requirements for installation and maintenance of inspection and sampling facilities and equipment.
  - h. A statement that compliance with the wastewater discharge permit does not relieve the permittee of responsibility for compliance with all applicable federal and state pretreatment standards, including those which become effective during the term of the wastewater discharge permit.
  - i. Other conditions as deemed appropriate by the director to ensure compliance with this article, and state and federal laws, rules, and regulations.
- (i) *Appeals.* Any person, including the industrial user, may petition the city manager to reconsider the terms of a wastewater discharge permit within fifteen (15) days of its issuance.
- (1) Failure to submit a timely petition for review shall be deemed to be a waiver of the administrative appeal.
  - (2) In its petition, the appealing party must indicate the wastewater discharge permit provisions objected to, the reasons for this objection, and the alternative condition, if any, it seeks to place in the wastewater discharge permit.

- (3) The effectiveness of the wastewater discharge permit shall not be stayed pending the appeal.
- (4) If the city manager fails to act within thirty (30) days, a request for reconsideration shall be deemed to be denied. Decisions not to reconsider a wastewater discharge permit, not to issue a wastewater discharge permit, or not to modify a wastewater discharge permit, shall be considered final action for purposes of council review.
- (5) Aggrieved parties may appeal to the city council, which appeal shall be perfected by filing a sworn notice of appeal with the city secretary within fifteen (15) days from the city manager's final decision or deemed denial.

(j) *Modification.*

- (1) The director may modify the wastewater discharge permit for good cause including, but not limited to, the following:
  - a. To incorporate any new or revised federal, state, or local pretreatment standards or requirements.
  - b. To address significant alterations or additions to the industrial user's operation, processes, or wastewater volume or character since the time of wastewater discharge permit issuance.
  - c. A change in the POTW or in treatment demands of the POTW that requires either a temporary or permanent reduction or elimination of the authorized discharge.
  - d. Information indicating that the permitted discharge poses a threat to the city's POTW, city personnel, or the receiving waters.
  - e. Violation of any terms or conditions of the wastewater discharge permit, or violation of city ordinance pertaining to waste treatment.
  - f. Misrepresentations or failure to fully disclose all relevant facts in the wastewater discharge permit application or in any required reporting.
  - g. Revision of or a grant of variance from categorical pretreatment standards pursuant to 40 CFR 403.13.
  - h. To correct typographical or other errors in the wastewater discharge permit.
  - i. To reflect a transfer of the facility ownership and/or operation to a new owner/operator.
  - j. User's discharge has caused the POTW to violate federal or state permit requirements.
- (2) The filing of a request by the permittee for a wastewater discharge permit modification does not stay any wastewater discharge permit condition.

(k) *Transfer.*

- (1) Wastewater discharge permits may be reassigned or transferred to a new owner and/or operator only if the permittee gives at least thirty (30) days' advance notice to the director and the director approves the wastewater discharge permit transfer. The notice to the director must include a written certification by the new owner and/or operator which:
  - a. States that the new owner and/or operator has no immediate intent to change the facility's operations and processes.
  - b. Identifies the specific date on which the transfer is to occur.
  - c. Acknowledges full responsibility for complying with the existing wastewater discharge permit and assuming the liabilities thereof, including joint and several responsibility with the former permittee for pending or unresolved notices of permit and ordinance violations.
- (2) Unresolved allegations of permit and ordinance violations and/or unpaid indemnity obligations, fines, or penalties owed by the permittee shall be grounds for the director's denial of permit transfer. The director, in his discretion, may deny transfer of a permit when such grounds are present.

- (3) Failure to provide advance notice of a transfer renders the wastewater discharge permit voidable on the date of facility transfer.
- (l) *Revocation.*
- (1) Wastewater discharge permits may be revoked for the following reasons:
- a. Failure to notify the city of significant changes to the wastewater prior to the changed discharge.
  - b. Failure to provide prior notification to the city of changed condition pursuant to section 55-144(e).
  - c. Misrepresentation or failure to fully disclose all relevant facts in the wastewater discharge permit application.
  - d. Falsifying self-monitoring reports, or withholding of information material to such reports.
  - e. Tampering with monitoring equipment.
  - f. Refusing to allow the city timely access to the facility premises and records.
  - g. Failure to meet effluent limitations.
  - h. Failure to pay fines, penalties, or indemnification obligations.
  - i. Failure to pay sewer charges.
  - j. Failure to meet compliance schedules.
  - k. Failure to complete a wastewater survey or the wastewater discharge permit application.
  - l. Failure to provide advance notice of the transfer of a permitted facility.
  - m. Violation of any pretreatment standard or requirement, or any terms of the wastewater discharge permit or the article.
  - n. Failure to notify the POTW of a failure in pretreatment facility or equipment.
- (2) Wastewater discharge permits shall be voidable upon nonuse, cessation of operations, or transfer of business ownership. All wastewater discharge permits are void upon the issuance of a new wastewater discharge permit.
- (m) *Reissuance.* A significant industrial user shall apply for wastewater discharge permit reissuance by submitting a complete wastewater discharge permit application in accordance with section 55-143(e) a minimum of sixty (60) days prior to the expiration of the industrial user's existing wastewater discharge permit.
- (n) *Regulation of wastes received from other jurisdictions.*
- (1) If another jurisdiction, or user located within another jurisdiction, contributes wastewater to the POTW, the director shall enter into an inter local cooperative agreement with the contributing jurisdiction.
- (2) Prior to entering into an agreement required above, the director shall request the following information from the contributing jurisdiction:
- a. A description of the quality and volume of wastewater discharged to the POTW by the contributing jurisdiction;
  - b. An inventory of all users located within the contributing jurisdiction that are discharging to the city POTW; and
  - c. Such other information as the director may deem necessary.

(Ord. No. 21666, § 1, 6-1-1993; Ord. No. 25377, § 8, 7-22-2003)

Sec. 55-144. - Reporting requirements.

(a) *Baseline monitoring reports.*

- (1) Within either one hundred eighty (180) days after the effective date of a categorical pretreatment standard, or the final administrative decision on a category determination under 40 CFR 403.6(a)(4), whichever is later, existing significant industrial users subject to such categorical pretreatment standards, and currently discharging to or scheduled to discharge to the POTW, shall be required to submit to the city a report which contains the information listed in subsection (a)(2), below. At least ninety (90) days prior to commencement of their discharge, new sources, and sources that become industrial users subsequent to the promulgation of an applicable categorical standard, shall be required to submit to the city a report which contains the information listed in subsection (a)(2), below. A new source shall also be required to report the method of pretreatment it intends to use to meet applicable pretreatment standards. A new source shall also give estimates of its anticipated flow and quantity of pollutants discharged.
- (2) The industrial user shall submit the information required by this section including:
  - a. *Identifying information.* The name and address of the facility including the name of the operator and owners.
  - b. *Wastewater discharge permits.* A list of any environmental control wastewater discharge permits held by or for the facility.
  - c. *Description of operations.* A brief description of the nature, average rate of production, and standard industrial classifications of the operation(s) carried out by such industrial user. This description should include a schematic process diagram which indicates points of discharge to the POTW from the regulated processes.
  - d. *Flow measurement.* Information showing the measured average daily and maximum daily flow, in gallons per day, to the POTW from regulated process streams and other streams, as necessary, to allow use of the combined wastestream formula set out in 40 CFR 403.6(e).
  - e. *Measurement of pollutants.*
    1. Identify the categorical pretreatment standards applicable to each regulated process.
    2. Submit the results of sampling and analysis identifying the nature and concentration (and/or mass, where required by the standard or by the city) of regulated pollutants in the discharge from each regulated process. Instantaneous, daily maximum and long term average concentrations (or mass, where required) shall be reported. The sample shall be representative of daily operations and shall be analyzed in accordance with procedures set out in subsection (j).
    3. Sampling must be performed in accordance with procedures set out in subsection (k).
  - f. *Certification.* A statement reviewed by the industrial user's authorized representative and certified by a qualified professional, indicating whether pretreatment standards are being met on a consistent basis and, if not, whether additional operation and maintenance (O&M) and/or additional pretreatment is required to meet the pretreatment standards and requirements.
  - g. *Compliance schedule.* If additional pretreatment and/or O&M will be required to meet the pretreatment standards, the shortest schedule by which the industrial user will provide such additional pretreatment and/or O&M. The completion date in this schedule shall not be later than the compliance date established for the applicable pretreatment standard. A compliance schedule pursuant to this section must meet the requirements set out in subsection 144(b) of this article.
  - h. *Baseline monitoring reports.* All baseline monitoring reports must be signed and certified in accordance with section 55-143(e).

- (b) *Compliance schedule progress report.* The following conditions shall apply to the schedule required by subsection (a)(2)g. The schedule shall contain progress increments in the form of dates for the commencement and completion of major events leading to the construction and operation of additional pretreatment required for the user to meet the applicable pretreatment standards (such events include hiring an engineer, completing preliminary and final plans, executing contracts for major components, commencing and completing construction, beginning and conducting routine operation). The time frame for progress increments shall not exceed nine (9) months between increments. Preapproval of the director must be secured for the increment performance schedule. The industrial user shall thereafter submit a progress report to the director no later than fourteen (14) days following each date in the schedule and the final date of compliance including, as a minimum, whether or not it complied with the increment of progress as preapproval by the director, the reason for any delay, and, if appropriate, the steps being taken by the industrial user to return to the established schedule. In no event shall more than nine (9) months elapse between such progress reports to the director.
- (c) *Report on compliance with categorical pretreatment standard deadline.* Within ninety (90) days following the date for final compliance with applicable categorical pretreatment standards, or in the case of a new source following commencement of the introduction of wastewater into the POTW, any industrial user subject to such pretreatment standards and requirements shall submit to the city a report containing the information described in subsection (a)(2)d. through (a)(2)f. For industrial users subject to equivalent mass or concentration limits established in accordance with the procedures in 40 CFR 403.6(c), this report shall contain a reasonable measure of the industrial user's long term production rate. For all other industrial users subject to categorical pretreatment standards expressed in terms of allowable pollutant discharge per unit of production (or other measure of operation), this report shall include the industrial user's actual production during the appropriate sampling period. All compliance reports must be signed and certified in accordance with section 55-143(e).
- (d) *Periodic compliance reports for all significant users.*
- (1) Any significant industrial user subject to a pretreatment standard shall, at a frequency determined by the director but in no case less than twice per year (in June and December), submit a report indicating the nature and concentration of pollutants in the discharge which are limited by such pretreatment standards and the measured or estimated average and maximum daily flows for the reporting period. All periodic compliance reports must be signed and certified in accordance with section 55-143(e).
  - (2) All wastewater samples must be representative of the industrial user's discharge. Wastewater monitoring and flow measurement facilities shall be properly operated, kept clean, and maintained in good working order at all times. The failure of an industrial user to keep its monitoring facility in good working order shall not be grounds for the industrial user to claim that sample results are unrepresentative of its discharge.
  - (3) If an industrial user subject to the reporting requirement in and of this section monitors any pollutant more frequently than required by the POTW, using the procedures prescribed in subsection (l) of this article, the results of this monitoring shall be included in the report.
- (e) *Report of changed conditions.* Each industrial user is required to notify the director of any planned significant changes to the industrial user's operations or system which might alter the nature, quality or volume of its wastewater at least thirty (30) days before the change.
- (1) The director may require the industrial user to submit such information as may be deemed necessary to evaluate the changed condition, including the submission of a wastewater discharge permit application under section 55-143(e).
  - (2) The director may issue a wastewater discharge permit under section 55-143 or modify an existing wastewater discharge permit under section 55-143(j).
  - (3) No industrial user shall implement the planned changed condition(s) until and unless the director has responded to the industrial user's notice.
  - (4) For purposes of this requirement, flow increases of ten (10) per cent or greater and the discharge of any previously unreported pollutants may be deemed significant.

(f) *Reports of potential problems.*

- (1) In the case of any discharge including, but not limited to, accidental discharges, discharges of a nonroutine, episodic nature, a noncustomary batch discharge, or a slug load which may cause potential problems for the POTW (including a violation of the prohibited discharge standards in section 55-141(a) of this article), it is the responsibility of the industrial user to immediately telephone and notify the city of the incident. This notification shall include the location of discharge, type of waste, concentration and volume, if known, and corrective actions taken by the industrial user.
- (2) Within five (5) days following such discharge, the industrial user shall, unless waived by the director, submit a detailed written report describing the cause(s) of the discharge and the measures to be taken by the industrial user to prevent similar future occurrences. Such notification shall not relieve the industrial user of any expense, loss, damage, or other liability which may be incurred as a result of damage to the POTW, natural resources, or any other damage to person or property; nor shall such notification relieve the industrial user of any fines, civil penalties, or other liability which may be imposed by this article.
- (3) Failure to notify the city of potential problem discharges shall be deemed a separate violation of this article, and shall be cause for revocation of the user's wastewater discharge permit should such discharge result in damage to or interference with the POTW.
- (4) The director may require a notice to be permanently posted on the industrial user's bulletin board or other prominent place advising employees whom to call in the event of a discharge described in subsection (f)(1), above. Employers shall ensure that all employees, who may cause or suffer such a discharge to occur, are advised of the emergency notification procedure.

(g) *Reports from nonsignificant industrial users.* All industrial users not subject to categorical pretreatment standards and not required to obtain a wastewater discharge permit shall provide appropriate reports to the city as the director may require.

(h) *Notice of violation/repeat sampling and reporting.* If sampling performed by an industrial user indicates a violation, the industrial user must notify the control authority within twenty-four (24) hours of becoming aware of the violation. The industrial user shall also repeat the sampling and analysis and submit the results of the repeat analysis to the control authority within thirty (30) days after becoming aware of the violation. The industrial user is not required to resample if the POTW performs monitoring at the industrial user's facility at least once a month, or if the POTW performs sampling between the industrial user's initial sampling and when the industrial user receives the results of this sampling.

(i) *Notification of the discharge of hazardous waste.*

- (1) Any industrial user who commences the discharge of hazardous waste shall notify the POTW, the EPA Regional Waste Management Division Director, and state hazardous waste authorities in writing of any discharge into the POTW of a substance which, if otherwise disposed of, would be a hazardous waste under 40 CFR Part 261. Such notification must include the name of the hazardous waste as set forth in 40 CFR Part 261, the EPA hazardous waste number, and the type of discharge (continuous, batch, or other). If the industrial user discharges more than one hundred (100) kilograms of such waste per calendar month to the POTW, the notification shall also contain the following information to the extent such information is known and readily available to the industrial user: an identification of the hazardous constituents contained in the wastes, an estimation of the mass and concentration of such constituents in the wastestream discharged during that calendar month, and an estimation of the mass of constituents in the wastestream expected to be discharged during the following twelve (12) months. All notifications must take place no later than one hundred eighty (180) days after the discharge commences. Any notification under this paragraph need be submitted only once for each hazardous waste discharged. However, notifications of changed discharges must be submitted under subsection (e), above. The notification requirement in this section does not apply to pollutants already reported under the self-monitoring requirements of subsections (a), (c) and (d), above.



- (2) Dischargers are exempt from the requirements of subsection (j)(1) of this section during a calendar month in which they discharge no more than fifteen (15) kilograms of hazardous wastes, unless the wastes are acute hazard wastes as specified in 40 CFR 261.30(d) and 261.33(e). Discharge of more than fifteen (15) kilograms of nonacute hazardous wastes in a calendar month, or any quantity of acute hazardous waste as specified in 40 CFR 261.30(d) and 261.33 (e), requires a one-time notification. Subsequent months during which the industrial user discharges more than such quantities of any hazardous waste do not require additional notification.
  - (3) In the case of any new regulations under Section 3001 of RCRA identifying additional characteristics of hazardous waste or listing any additional substance as a hazardous waste, the industrial user must notify the POTW, the EPA Regional Waste Management Division Director, and state hazardous waste authorities of the discharge of such substance within ninety (90) days of the effective date of such regulations.
  - (4) In the case of any notification made under this section, the industrial user shall certify that it has a program in place to reduce the volume and toxicity of hazardous wastes generated to the degree it has determined to be economically practical.
- (j) *Analytical requirements.* All pollutant analyses, including sampling techniques, to be submitted as part of a wastewater discharge permit application or report shall be performed in accordance with the techniques prescribed in 40 CFR Part 136 and amendments to that part, unless otherwise specified in an applicable categorical pretreatment standard. If 40 CFR Part 136 and amendments to that part do not contain sampling or analytical techniques for the pollutant in question, sampling and analyses must be performed in accordance with procedures approved by the EPA.
- (k) *Sample collection.*
- (1) Except as indicated in subsection (k)(2), below, the industrial user must collect wastewater samples using flow proportional composite collection techniques at the specified or permitted discharge point. In the event flow proportional sampling is infeasible, the director may authorize the use of time proportional sampling or through a minimum of four (4) grab samples where the user demonstrates that this will provide a representative sample of the effluent being discharged. In addition, grab samples may be required to show compliance with instantaneous discharge limits.
  - (2) Samples for oil and grease, temperature, pH, cyanide, phenols, sulfides, and volatile organic chemicals must be obtained using grab collection techniques.
- (l) *Determination of noncompliance.* The director may use a grab sample(s) to determine noncompliance with pretreatment standards.
- (m) *Timing.* Written reports will be deemed to have been submitted on the date postmarked. For reports which are not mailed, postage prepaid, into a mail facility serviced by the U.S. Postal Service, the date of receipt of the report shall govern.
- (n) *Record keeping.* Industrial users shall retain, and make available for inspection and copying, all records and information required by this article for a period of at least three (3) years. This period shall be automatically extended for the duration of any litigation concerning compliance with this article, or where the industrial user has been specifically notified of a longer retention period by the director.

(Ord. No. 21666, § 1, 6-1-1993; Ord. No. 25377, § 9, 7-22-2003)

Sec. 55-145. - Compliance monitoring.

- (a) *Inspection and sampling.* Authorized representatives of the city, state, and federal governments have the right to enter the facilities of any industrial user during hours of plant operation or during times in which discharge is made to the POTW's collection system to ascertain whether the purpose of this article, and any permit or order issued hereunder is being met and whether the industrial user is complying with all requirements thereof. Minimally, the city shall inspect on an annual basis the premises of each significant industrial user and shall take at least one (1) sample from each significant

industrial user each year. Industrial users shall allow the director or the director's representatives ready access to all parts of the premises for the purposes of inspection, sampling, records examination and copying, and the performance of any additional duties.

- (1) Where an industrial user has security measures in force which require proper identification and clearance before entry into its premises, the industrial user shall make necessary arrangements with its security guards so that, upon presentation of suitable identification, personnel from the city, state, and federal agencies will be permitted to enter without delay, for the purposes of performing their specific responsibilities.
  - (2) The city, state, and federal agencies shall have the right to set up on the industrial user's property, or require installation of, such devices as are necessary to conduct sampling and/or metering of the user's operations.
  - (3) The city may require the industrial user to install monitoring equipment as necessary. The facility's sampling and monitoring equipment shall be maintained at all times in a safe and proper operating condition by the industrial user at its own expense. All devices used to measure wastewater flow and quality shall be calibrated (at the user's expense) as deemed necessary by the director to ensure their accuracy.
  - (4) Any temporary or permanent obstruction to safe and easy access to the industrial facility to be inspected and/or sampled shall be promptly removed by the industrial user at the written or verbal request of the director and shall not be replaced. The costs of clearing such access shall be born by the industrial user.
  - (5) Unreasonable delays in allowing city personnel access to the industrial user's premises shall be a violation of this article.
  - (6) Hours of operation of the plant and times during which the plant is making discharge to the POTW's collection system shall be deemed reasonable hours for entry of city inspectors for the purposes of this section.
- (b) *Search warrants.* Under Article 18.05, Texas Code of Criminal Procedure, if the director has been refused access to a building, structure or property or any part thereof, and if the director has demonstrated (1) probable cause to believe that there may be a violation of this article and (2) that there is a need to inspect as part of a routine inspection program of the city designed to verify compliance with this article, or any permit or order issued under this article, to protect the overall public health safety and welfare of the community, then upon application by the city attorney, through the code enforcement official, the municipal court judge of the city shall issue a search and/or seizure warrant describing therein the specific location subject to the warrant. The warrant shall specify what, if anything, may be searched and/or seized on the property described. Such warrant shall be served at reasonable hours by the director in the company of a uniformed police officer of the city. Hours during the user's plant operation or during user's discharge to the POTW's collection system shall be presumed reasonable hours of access. In the event of an emergency affecting public health and safety, inspections shall be made without the issuance of a warrant.
- (c) *Confidential information.* Information and data on an industrial user obtained from reports, surveys, wastewater discharge permit applications, wastewater discharge permits, and monitoring programs, and from city inspection and sampling activities, shall be available to the public without restriction, unless the industrial user specifically requests, and is able to demonstrate to the satisfaction of the director that the release of such information would divulge information, processes or methods of production entitled to protection as trade secrets under applicable state law. When requested and demonstrated by the industrial user furnishing a report that such information should be held confidential, the portions of a report which might disclose trade secrets or secret processes shall not be made available for inspection by the public, but shall be made available immediately upon request to governmental agencies for uses related to the NPDES program or pretreatment program, and in enforcement proceedings involving the person furnishing the report. Any request for confidentiality must be clearly asserted in writing at the time the report is submitted. Wastewater constituents and characteristics and other "effluent data" as defined by 40 CFR 2.302 will not be recognized as confidential information and will be available to the public without restriction.

- (d) *Publication of industrial users in significant noncompliance.* The city shall publish annually, in compliance with EPA regulations and federal and state permits, in the largest daily newspaper published in the municipality where the POTW is located, a list of the industrial users which, during the previous twelve (12) months or other periods as specified by federal and state law, were in significant noncompliance with applicable pretreatment standards and requirements. The term significant noncompliance shall mean:
- (1) Chronic violations of wastewater discharge limits defined here as those in which sixty-six (66) per cent or more of wastewater measurements taken during a six-month period exceed the daily maximum limit or average limit for the same pollutant parameter by any amount;
  - (2) Technical review criteria (TRC) violations, defined here as those in which thirty-three (33) per cent or more of wastewater measurements taken for each pollutant parameter during a six-month period equals or exceeds the product of the daily maximum limit or the average limit multiplied by the applicable criteria (one and four-tenths (1.4) for BOD, TSS, COD, fats, oils and grease, and one and two-tenths (1.2) for all other pollutants except pH);
  - (3) Any other discharge violation that the city believes has caused, alone or in combination with other discharges, interference or pass through (including endangering the health of city personnel or the general public);
  - (4) Any discharge of pollutants that has caused imminent endangerment to the public or to the environment, or has resulted in the city's exercise of its emergency authority to halt or prevent such a discharge;
  - (5) Failure to meet, within ninety (90) days of the scheduled date, a compliance schedule milestone contained in a wastewater discharge permit or enforcement order for starting construction, completing construction, or attaining final compliance;
  - (6) Failure to provide within thirty (30) days after the due date, any required reports, including baseline monitoring reports, ninety-day compliance reports, periodic self-monitoring reports, and reports on compliance with compliance schedules;
  - (7) Failure to accurately report noncompliance;
  - (8) Failure to provide a plan for correction and prevention within thirty (30) days after notice of and direction for submission to the city of a remedial action plan, as described in section 55-146(a).
  - (9) Any other violation(s) which the city determines will adversely affect the operation or implementation of the local pretreatment program.

(Ord. No. 21666, § 1, 6-1-1993; Ord. No. 25377, § 10, 7-22-2003)

Sec. 55-146. - Enforcement.

- (a) *Notification of violation; administrative remedies.* Whenever the director finds that any user has violated or is violating this article, a wastewater discharge permit or directive issued hereunder, or any other pretreatment requirement, the director or his agent may serve upon said user a written notice of violation and direction for remedial action plan. Within thirty (30) days of the receipt of this notice, an explanation of the violation and a plan for the satisfactory correction and prevention thereof, to include specific required actions, shall be submitted by the user to the director. The director may prescribe in the notice of violation and direction for remedial action plan, the minimal compliance actions and responses required of the violator. Submission of this plan in no way relieves the user of liability for any violations occurring before or after receipt of the notice of violation and directive for remedial action plan. Nothing in this section shall limit the authority of the city to take any action, including emergency actions or any other enforcement action, without first issuing a notice of violation and directive for remedial action plan.
- (b) *Meeting prior to enforcement action; director's discretion.* The director, at the director's discretion, may direct any user which causes or contributes to violation(s) of this article, wastewater discharge permits, or directives issued hereunder, or any other pretreatment standard or requirement, to appear

before the director to show why a proposed enforcement action should not be taken. Notice shall be served on the user specifying the time and place for the meeting, the proposed enforcement action, the reasons for such action, and a request that the user show why this proposed enforcement action should not be taken. The notice of the meeting shall be served personally or by registered or certified mail (return receipt requested) at least ten (10) days prior to the meeting. Such notice may be served on any authorized representative of the user. Whether or not the user appears as directed, immediate enforcement action may be pursued following the hearing date. Such meeting shall not be a required prerequisite for taking any other action against the user.

- (c) *Discontinuances of sewer and water service.* When the director finds that a user has violated or continues to violate the article, wastewater discharge permit or fails to timely respond to a directive for a remedial action plan issued hereunder, or any other pretreatment standard or requirement, he may issue a directive to the user responsible for the discharge directing that the user come into compliance within twenty-four (24) hours. If the user does not come into compliance within twenty-four (24) hours, sewer service and water service may be discontinued at the director's discretion. Compliance directives may also contain other requirements to address the noncompliance, including additional self-monitoring, and management practices designed to minimize the amount of pollutants discharged to the sewer. A compliance directive may not extend the deadline for compliance established for a federal or state pretreatment standard or requirement, nor does a compliance directive release the user of liability for any violation, including any continuing violation. Issuance of a compliance directive shall not be a required prerequisite to taking any other action against the user.

- (d) *Emergency suspensions.*

(1) The director may immediately suspend a user's discharge (after informal notice to the user) whenever such suspension is necessary in order to stop an actual or threatened discharge which reasonably appears to present or cause an imminent or substantial endangerment to the health or welfare of persons. The director may also immediately suspend a user's discharge (after notice and opportunity to respond) that threatens to interfere with the operation of the POTW, or which presents or may present an endangerment to the environment.

a. Any user notified of a suspension of its discharge shall immediately stop or eliminate its contribution. In the event of a user's failure to immediately comply voluntarily with the suspension order, the director may take such steps as deemed necessary, including immediate severance of the sewer and water connections to prevent or minimize damage to the POTW, its receiving stream, or endangerment to any individuals. The director shall allow the user to recommence its discharge when the user has demonstrated to the satisfaction of the city that the period of endangerment has passed, unless the termination proceedings set forth in subsection (e) are initiated against the user.

b. A user that is responsible, in whole or in part, for any discharge presenting imminent endangerment shall submit a detailed written statement describing the causes of the harmful contribution and the measures taken to prevent any future occurrence to the director, prior to the date of any pre-enforcement meeting or termination meeting under subsection (b) or subsection (e) respectively.

(2) Nothing in this section shall be interpreted as requiring a meeting or hearing prior to any emergency suspension under this section.

- (e) *Termination of discharge.*

(1) In addition to those provisions in section 55-143(l) of this article, any user that violates the following conditions of this article, wastewater discharge permits, or directives issued hereunder, is subject to discharge termination.

a. Violation of wastewater discharge permit conditions.

b. Failure to accurately report the wastewater constituents and characteristics of its discharge.

c. Failure to report significant changes in operations or wastewater volume, constituents and characteristics prior to discharge.

- d. Refusal of reasonable access to the user's premises for the purpose of inspection, monitoring or sampling. Reasonable access is access requested by the city anytime during operation of the facility or at anytime that discharge is taking place.
  - e. Violation of the pretreatment standards in section 55-141 of this article.
- (2) Such user will be notified of the proposed termination of its discharge and be offered an opportunity to show under subsection (b) of this article why the proposed action should not be taken, subject to the director's authority to immediately suspend discharge under subsection (d).
- (f) *Injunctive relief; judicial remedies.* Whenever a user has violated a pretreatment standard or requirement or continues to violate the provisions of this article, wastewater discharge permits or directives issued hereunder, or any other pretreatment requirement, the director, through the city's attorney, may petition the state court authorized under the Texas Local Government Code, section 54.012, as amended or succeeded by other statute, for the issuance of a temporary restraining order, temporary or permanent injunction, as appropriate, which restrains or compels the specific performance of the wastewater discharge permit, directives, or other requirement imposed by this article on activities of the user. Such other action as appropriate for legal and/or equitable relief may also be sought by the city. A petition for injunctive relief need not be filed as a prerequisite to taking any other action against a user.
- (g) *Civil penalties.*
- (1) Any user which has violated or continues to violate this article, any directive or wastewater discharge permit hereunder, or any other pretreatment standard or requirement shall be liable to the city for a maximum civil penalty allowed under state law, but not less than one thousand dollars (\$1,000.00) per violation per day. In the case of a monthly or other long-term average discharge limit, penalties shall accrue for each day during the period of the violation.
  - (2) The city may recover reasonable attorney's fees, court costs, and other expenses associated with enforcement activities, including sampling and monitoring expenses, and the cost of any actual damages incurred by the city, including but not limited to recovery of fines and penalties incurred by the city resulting from user violations prompting POTW permit violations.
  - (3) To aid the court in determining the amount of civil liability, the director may request the court take into account all relevant circumstances, including, but not limited to, the extent of harm caused by the violation, the magnitude and duration, any economic benefit gained through the user's violation, corrective actions by the user, the compliance history of the user, and any other factor as justice requires.
  - (4) Filing a suit for civil penalties shall not be a prerequisite for taking any other action against a user.
- (h) *Criminal prosecution.*
- (1) Any user that willfully or negligently violates any provision of this article, any directives or wastewater discharge permits issued hereunder, or any other pretreatment requirement shall, upon conviction, be guilty of a misdemeanor, punishable by a fine of not more than two thousand dollars (\$2,000.00) nor less than one thousand dollars (\$1,000.00) per violation per day.
  - (2) Any user that willfully or negligently introduces any substance into the POTW which causes personal injury or property damage shall, upon conviction, be guilty of a misdemeanor and be subject to a fine of at least two thousand dollars (\$2,000.00). This penalty shall be in addition to any other cause of action for personal injury or property damage available under state law.
  - (3) Any user that knowingly makes any false statements, representations, or certifications in any application, record, report, plan or other documentation filed, or required to be maintained, pursuant to this article, wastewater discharge permit or order, or who falsifies, tampers with or knowingly renders inaccurate any monitoring device or method required under this article shall, upon conviction, be punished by a fine of not more than two thousand dollars (\$2,000.00) nor less than one thousand dollars (\$1,000.00) per violation per day.

- (4) In the event of a second conviction, a user shall be punished by a fine of not less than two thousand dollars (\$2,000.00) per violation per day.
- (i) *Remedies nonexclusive.* The provisions in section 55-145(d) through section 55-146(k) are not exclusive remedies. The city reserves the right to take any, all, or any combination of these actions against a noncompliant user. Enforcement of pretreatment violations will generally be in accordance with the city's enforcement response plan. However, the city reserves the right to take other action against any user when the circumstances warrant. Further, the city is empowered to take more than one (1) enforcement action against any noncompliant user. These actions may be taken concurrently.
- (j) *Performance bonds; supplemental enforcement action.* The director may decline to reissue a wastewater discharge permit to any user which has failed to comply with the provisions of this article, any directives, or a previous wastewater discharge permit issued hereunder, unless such user first files a satisfactory bond, payable to the city, in a sum not to exceed a value determined by the director to be necessary to achieve consistent compliance. Such bond must be made by a company licensed to do insurance business in the State of Texas and possess at least an "A -" rating in the current A.M. Best Company listings.
- (k) *Liability insurance.* The superintendent director may decline to reissue a wastewater discharge permit to any user which has failed to comply with the provisions of this article, any directive, or a previous wastewater discharge permit issued hereunder, unless the user first submits proof that it has obtained financial assurances sufficient to restore or repair damage to the POTW caused by its discharge.

(Ord. No. 21666, § 1, 6-1-1993; Ord. No. 25377, § 11, 7-22-2003)

Sec. 55-147. - Affirmative defenses to discharge violations of federal categorical pretreatment standards and local limits.

- (a) *Act of God.* If a person can establish that an event that would otherwise be a violation of this article, a wastewater permit, a directive issued under this article, or any pretreatment standard or requirement was caused solely by an act of God, war, strike, riot, or other catastrophe, the event is not a violation of this article, a wastewater permit, a directive issued under this article, or any pretreatment standard or requirement.
- (b) *Affirmative defenses to other general and specific prohibitions.* An industrial user shall have an affirmative defense to an enforcement action brought against it for noncompliance with the general and specific prohibitions in section 55-141(a) of this article if it can prove that it did not know or have reason to know that its discharge, along or in conjunction with discharges from other sources, would cause pass through or interference and that either:
- (1) A local limit exists for each pollutant discharged and the industrial user was in compliance with each limit directly prior to, and during, the pass through or interference, or
- (2) No local limit exists, but the discharge did not change substantially in nature or constituents from the user's prior discharge when the city was regularly in compliance with its NPDES permit, and in the case of interference, was in compliance with applicable sludge use or disposal requirements.
- (c) *Bypass.*
- (1) Definitions.
- a. *Bypass* means the intentional diversion of wastestreams from any portion of an industrial user's treatment facility.
- b. *Severe property damage* means substantial physical damage to property, damage to the treatment facilities which causes them to become inoperable, or substantial and permanent loss of natural resources which can reasonably be expected to occur in the presence of a bypass. Severe property damage does not mean economic loss caused by delays in production.

- (2) An industrial user may allow any bypass to occur which does not cause pretreatment standards or requirements to be violated, but only if it also is for essential maintenance to assure efficient operation. These bypasses are not subject to the provisions of subsection (c)(3) and subsection (c)(4).
- (3)
  - a. If an industrial user knows in advance of the need for a bypass, it shall submit prior notice to the POTW, at least ten (10) days before the date of the bypass if possible.
  - b. An industrial user shall submit oral notice of an unanticipated bypass that exceeds applicable pretreatment standards to the POTW within twenty-four (24) hours from the time it becomes aware of the bypass. A written submission shall also be provided within five (5) days of the time the industrial user becomes aware of the bypass. The written submission shall contain a description of the bypass and its cause; the duration of the bypass, including exact dates and times, and, if the bypass has not been corrected, the anticipated time it is expected to continue; and steps taken or planned to reduce, eliminate, and prevent reoccurrence of the bypass. The director may waive the written report on a case-by-case basis if the oral report has been received within twenty-four (24) hours.
- (4)
  - a. Bypass is prohibited, and the POTW may take enforcement action against an industrial user for a bypass, unless:
    1. Bypass was unavoidable to prevent loss of life, personal injury, or severe property damage;
    2. There were no feasible alternatives to the bypass, such as the use of auxiliary treatment facilities, retention of untreated wastes, or maintenance during normal periods of equipment downtime. This condition is not satisfied if adequate back-up equipment should have been installed in the exercise of reasonable engineering judgment to prevent a bypass which occurred during normal periods of equipment downtime or preventive maintenance; and
    3. The industrial user submitted notices as required under subsection (c)(3) of this section.
  - b. The director may approve an anticipated bypass, after considering its adverse effects, if the director determines that it will meet the three (3) conditions listed in subsection (c)(4)a.

(Ord. No. 21666, § 1, 6-1-1993; Ord. No. 24793, § 1, 3-5-2002; Ord. No. 25377, § 12, 7-22-2003)

Sec. 55-148. - Fees.

(a) *Abnormal wastewater surcharge.*

- (1) Any user generating wastewater which exhibits none of the characteristics of prohibited wastes as described in subsection 55-141(a), but which has an average concentration of biochemical oxygen demand, has an average concentration of chemical oxygen demand, or contains total suspended solids in excess of normal wastewater (as defined in subsection 55-140(c)), may be required to pretreat to meet the requirements of normal wastewater or such other more stringent parameters as the city may determine as necessary and appropriate to the particular treatment plant receiving such abnormal wastewater. Pretreated abnormal wastewater may be accepted by a POTW if all the following requirements are met:
  - a. The wastes will not cause damage to the collection system.
  - b. The wastes will not impair the treatment processes.
  - c. The user pays the applicable surcharge over and above published sewer rates, as provided herein; and
  - d. The waste is amenable to treatment such that when it leaves the treatment plant to be discharged, the waste does not exceed, or cause the total discharge to exceed, the standards set by federal and state agencies having jurisdiction.

- (2) Prior to imposition of a surcharge, the user shall be notified in writing that his waste discharge is in excess of normal wastewater as established in this article.
- (3) Surcharges will be adjusted on billings for the month following submission of new data but not more frequently than quarterly, unless authorized by the director.
- (4) The volume of flow used in computing abnormal wastewater surcharges shall be based upon metered water consumption as shown in the records of meter readings maintained by the city of utilities department. In the event that a person discharging waste into the POTW produces evidence to the city demonstrating that a portion of the total amount of water used for all purposes does not reach the POTW, a separate meter or meters or other approved flow measuring device may be installed at the user's expense, upon his request, to measure only that portion of the total flow being discharged into the POTW. Upon request by the user, credit may be allowed by the city for evaporation, product water exported from the user or other operational consumption through which such water is not discharged to the POTW. If it is impossible to show volume by metering, then recognized industry standards designated by the city shall apply. If a surcharge is assessed by the city, it shall be shown separately on the monthly billing.
- (5) Any person discharging industrial waste into the POTW who procures any part or all of his water supply from sources other than the city utilities department, all or part of which is discharged into the POTW, shall install and maintain at his expense water meters of the type approved by the city for the purpose of determining the proper volume of flow to be used in computing sewer service charges. Such meters shall be read monthly and tested for accuracy when deemed necessary by the city. Where it can be shown that a portion of the water as measured by the aforesaid meter, or meters, does not enter the POTW of the city, then the user if he so elects, may install additional approved meters at the user's expense in such a manner as to measure the quantity of water actually entering the said POTW system from the premises of such user, and the quantity of water used to determine the wastewater service charge and abnormal wastewater surcharge shall be the quantity of water actually entering the POTW as so determined.

- (6) Computations of each surcharge, as applicable, shall be based on the following:

$$S = V \times 8.34 \times X \times (\text{COD}-562)$$

$$S = V \times 8.34 \times Y \times (\text{BOD}-250)$$

$$S = V \times 8.34 \times Z \times (\text{TSS}-250)$$

S = Surcharge in dollars for the billing period.

V = Water consumption in millions of gallons during the billing period.

8.34 = Weight of water in pounds per gallon.

X = Unit charge in dollars per pound for COD as established in subdivision (8) of this subsection.

Y = Unit charge in dollars per pound for BOD as established in subdivision (8) of this subsection.

Z = Unit charge in dollars per pound for TSS as established in subdivision (8) of this subsection.

COD = Chemical oxygen demand strength index in parts per million by weight, or mg/l.

BOD = Five-day biochemical oxygen demand strength index in parts per million by weight, or mg/l.

TSS = Total suspended solids strength index in parts per million by weight, or mg/l.

250 = Normal BOD and TSS strength in parts per million by weight, or mg/l.

562 = Normal COD strength in parts per million by weight, or mg/l.



- (7) The city reserves the right to review and approve any waters or industrial waste entering the POTW or proposed to be discharged into the system having an average daily flow greater than ten (10) per cent of the design flow capacity of the plant which will treat the waste. In the event the city's measurement discloses such flow to be in excess of ten (10) per cent of said capacity, the city shall be under no obligation to receive such flow in excess of ten (10) per cent of design capacity and the city's published rates shall not apply to such excess. An owner affected hereby shall be promptly notified of such determination by the city. A special contract, at the city's option, may be made with the user to accommodate such excess flow.
- (8) The values for X, Y, and Z used in subdivision (6) of this subsection to determine the abnormal wastewater surcharge are:

Value	Effective October 1, 2014
X (unit charge in dollars per pound of COD)	\$0.0000
Y (unit charge in dollars per pound of BOD)	0.4014
Z (unit charge in dollars per pound of TSS)	0.2882

- (b) *Pretreatment charges and fees.* The city may adopt reasonable charges and fees for reimbursement of costs of setting up and operating the city's pretreatment program which may include:
- (1) Fees for wastewater discharge permit applications including the cost of processing such applications as set forth in the wastewater fee schedule.
  - (2) Fees for monitoring, inspection, and surveillance procedures including the cost of collecting and analyzing an industrial user's discharge, and reviewing monitoring reports submitted by the industrial user.
  - (3) Fees for reviewing and responding to accidental discharge procedures and construction.
  - (4) Fees for filing appeals.
  - (5) Other fees as the city may deem necessary to carry out the requirements contained herein. These fees relate solely to the matters covered by this article and are separate from all other fees, fines and penalties chargeable by the city.

(Ord. No. 21666, § 1, 6-1-1993; Ord. No. 21814, § 1(g), 12-14-1993; Ord. No. 23706, § 1, 7-20-1999; Ord. No. 24132, § 1, 7-25-2000; Ord. No. 24531, § 1g, 7-24-2001; Ord. No. 24969, § 8, 7-23-2002; Ord. No. 25377, § 13, 7-22-2003; Ord. No. 25396, § 8, 7-22-2003; Ord. No. 025866, § 7, 7-27-2004; Ord. No. 026368, § 7, 7-26-2005; Ord. No. 026900, § 7, 7-25-2006; Ord. No. 027355, § 7, 7-24-2007; Ord. No. 027781, § 9, 7-22-2008; Ord. No. 028256, § 7, 7-28-2009; Ord. No. 028690, § 3, 7-20-2010; Ord. No. 029917, § 8, 7-30-2013; Ord. No. 030295, § 6, 9-23-2014)

Sec. 55-149. - Miscellaneous provisions.

- (a) *Severability.* If any provision of this article is invalidated by any court of competent jurisdiction, the remaining provisions shall not be effected and shall continue in full force and effect.
- (b) *Conflicts.* All other ordinances and parts of other ordinances inconsistent or conflicting with any part of this article, are hereby repealed to the extent of the inconsistency or conflict.
- (c) *Effective date.* This article shall be in full force and effect immediately following its passage and approval as provided by law.

(Ord. No. 21666, § 1, 6-1-1993)

**Appendix B**  
**City Ordinance**

Chapter 55, Article XIII,  
Liquid Waste Transport and Disposal

Corpus Christi, Texas, Code of Ordinances >> PART III - THE CODE OF ORDINANCES >> Chapter 55 - UTILITIES >> ARTICLE XIII. - LIQUID WASTE TRANSPORT AND DISPOSAL >>

ARTICLE XIII. - LIQUID WASTE TRANSPORT AND DISPOSAL <sup>181</sup>

[Sec. 55-160. - General provisions.](#)

[Sec. 55-161. - Permit requirements and issuance process.](#)

[Sec. 55-162. - Vehicle specifications and maintenance requirements.](#)

[Sec. 55-163. - Responsibilities of transporters.](#)

[Sec. 55-164. - Manifest system.](#)

[Sec. 55-165. - Responsibilities of generators.](#)

[Sec. 55-166. - Responsibilities of disposal facility operators.](#)

[Sec. 55-167. - Enforcement.](#)

[Sec. 55-168. - Denial, suspension, and revocation of permit.](#)

[Sec. 55-169. - Declaration of public nuisance; vehicle impoundment.](#)

**Sec. 55-160. - General provisions.**

(a) *Purpose and policy.*

- (1) This article is known as the liquid waste transport and disposal ordinance.
- (2) This article establishes uniform requirements for the collection, transport, and disposal of liquid wastes that are removed from septic tanks, portable toilets, chemical toilets, grit traps, and grease traps. Other non-domestic wastes, approved by the superintendent, may be disposed under this article.
- (3) This article enables the city to comply with all applicable federal and state laws. This article does not relieve the generator, transporter, or disposal facility operator of any waste from complying with other applicable federal, state, and local requirements.
- (4) This article applies to all persons engaged in the generation, pickup, disposal, and transport of non-hazardous domestic liquid waste in or through the city.
- (5) This article authorizes the issuance of liquid waste transport and disposal permits; establishes permit requirements; establishes requirements for vehicle specifications and maintenance; establishes responsibilities of liquid waste transporters; establishes a manifest system; establishes disposal site procedures; establishes disposal facility operator responsibilities; and authorizes compliance and enforcement activities.

(b) *Definitions.* Unless a provision explicitly states otherwise, the following terms and phrases, as used in this article, shall have the following meanings:

*"Disposal facility"* means a facility at which liquid waste, including but not limited to, grease trap waste, grit trap waste, and septage is received, processed, or treated.

*"Disposal facility operator"* means a individual who is authorized to accept or reject liquid waste at a disposal facility, and who is authorized to sign a manifest.

*"EPA"* means the United States Environmental Protection Agency.

*"Generator"* mean a person who causes, creates, generates, stores, or otherwise produces liquid waste, including but not limited to grease trap waste, grit trap waste and septage whether domestically or commercially generated.

*"Grease trap"* means a water-tight receptacle utilized by commercial or industrial generators of liquid waste to intercept, collect, and restrict the passage of fats, oils, or greases of animal or vegetable origin, into both public and private sanitary sewers.

*"Grease trap waste"* means any fats, oils, or greases of animal or vegetable origin, and solid wastes collected and intercepted by a grease trap for further disposal.

*"Grit trap"* means a receptacle utilized by commercial or industrial generators of liquid waste to intercept, collect, and restrict the discharge of petroleum based oil and grease wastes or other solids into both private and public sanitary sewers.

*"Grit trap waste"* means petroleum based oil and grease wastes or other solids generated by, but not limited to, commercial, industrial, automotive or heavy machinery repair, washing and laundry facilities which are intercepted and collected by a grit trap for further disposal.

*"Hazardous waste"* means a solid or liquid waste, or combination thereof, which because of its quantity, concentration, or physical, chemical, or infectious characteristics may: (a) cause, or significantly contribute to an increase in mortality or an increase in serious irreversible or incapacitating reversible illness; or (b) pose a substantial present or potential hazard to human health or the environment when improperly treated, stored, transported or disposed of, or otherwise managed. (This definition includes, but is not limited to any waste identified as a hazardous waste by the EPA administrator under the Solid Waste Disposal Act, 42 U.S.C. 6901, et seq.) For purposes of this article, any mixture of hazardous waste and any other substance is a hazardous waste.

*"Liquid waste"* means non-hazardous water-borne solids and liquids containing dissolved or suspended waste materials, including, but not limited to, septage and wastes from grease traps and grit traps.

*"Manifest"* means the written, multi-part form used by a transporter to document the generation, receipt, transportation, and disposal of grit trap waste, grease trap waste, septage, and other liquid wastes.

*"Manifest system"* means a record keeping and accounting system consisting of a multi-paged manifest booklet used to document the point of generation of liquid wastes; the identity of the generator, transporter, and disposal facility operator of liquid wastes; the volume of grit trap waste, grease trap waste, septage, and other liquid wastes disposed.

*"May"* is permissive or discretionary.

*"May not"* prohibits.

*"Non domestic wastes"* means any waste solids and or liquids not originating as human wastes from a residential source.

*"Permit"* means the formal written document required and issued by the city to a person, which authorizes the person to collect and transport, or transport and dispose, of grease trap waste, grit trap waste, septage, and other liquid wastes.

*"Permittee"* means a person issued a permit under this article, including any agent, servant, or employee of the permittee.

*"Person"* means an individual, partnership, co-partnership, firm, company, corporation, association, joint stock company, trust, estate, governmental entity or any other legal entity, or their legal representatives, agents, servants, or assigns. This definition includes all federal, state or local governmental entities.

*"Publicly owned treatment works" or "POTW"* means a "treatment works" as defined in the Federal Clean Water Act, which is owned by a state or municipality. This definition includes any devices or systems used to collect, store, treat, recycle and reclaim sewage or industrial wastes and any conveyances that convey wastewater to a treatment plant. The term also means the municipal entity having jurisdiction over the industrial users and responsibility for the operation and maintenance of the treatment works.

*"Septage"* means any sewage from holding tanks such as vessels, chemical toilets, campers, trailers and septic tanks.

*"Septic tank waste"* means septage.

*"Sewage"* means human excrement and gray water (household showers, dish washing operations, etc.).

*"Shall"* is mandatory.

*"Should"* recommends, but does not require, an action.

*"Spill"* means the unpermitted, accidental, or intentional loss or discharge of grease trap waste, grit trap waste, septage, or other liquid waste, in such a manner that the waste is not duly and legally disposed.

*"Superintendent"* means the wastewater superintendent or the wastewater superintendent's authorized representative.

*"Tank"* means a receptacle, device, or structure designed to contain an accumulation of liquid waste, including, but not limited to, grease trap waste, grit trap waste, and septage, which tank is constructed of materials (e.g., concrete, steel, alloy, fiberglass, plastic, etc.) appropriate to provide structural support for the containment.

*"Territorial jurisdiction"* means the territory within the city limits and the portion of the city's extraterritorial jurisdiction that is not more than five thousand (5,000) feet from the city limits.

*"TNRCC"* means Texas Natural Resource Conservation Commission or successor agency delegated authority under the Texas Water Code.

*"Transporter"* means a person who utilizes a vehicle to transport liquid waste that is:

- (1) Collected from a generator within the territorial jurisdiction of the city.
- (2) disposed of within the territorial jurisdiction of the city.
- (3) Transferred from one tank to another tank within the territorial jurisdiction of the city.
- (4) Transported within the territorial jurisdiction of the city.

*"Vehicle"* means a mobile tank in which liquid waste may be transported upon a public street or highway.

"*Wastewater division*" means a division of the City of Corpus Christi Public Utilities Department that operates various POTWs.

"*Wastewater superintendent*" means the person designated by the city manager to supervise the operation of the city's POTWs and the administration of the liquid waste transport and disposal ordinance.

- (c) *Administration.* Except as otherwise provided in this article, the wastewater superintendent administers, implements, and enforces the provisions of this article. Any powers granted to or duties imposed upon the superintendent may be redelegated by the superintendent to other city personnel.

(Ord. No. 23418, § 1, 8-18-1998)

### **Sec. 55-161. - Permit requirements and issuance process.**

- (a) *Permit required.*
- (1) A person may not operate or cause the operation of a vehicle on the city streets or public rights-of-way for the purpose of collecting and transporting, or transporting and disposing, of liquid wastes without a permit from the superintendent.
  - (2) Each instance of the unpermitted collection and transport, or transport and disposal, of liquid wastes is a separate violation.
- (b) *Strict liability.* The strict liability imposed by this paragraph is based on the high degree of duty owed by the permittee to safeguard the public health, safety, and welfare arising from the permittee's handling of liquid wastes, which pose a threat to health if improperly handled. The discharge of some liquid wastes or hazardous substances into the city's POTW can interfere with the proper operation of the POTW, and cause the city to violate it's NPDES permits and threaten the quality of the receiving waters.
- (1) In cases where an act, omission, or violation of this article occurs under the apparent authority of a person who has a permit, the permittee is strictly liable and accountable for the acts, omissions, or violations of the permittee's employee, servant, or agent.
  - (2) The registered owner of a vehicle used to collect and transport, or transport and dispose, of liquid waste in violation of this article is presumed to have operated or caused the operation of the vehicle in violation of this article.
- (c) *Permit application.* In addition to complying with any requirements imposed by the TNRCC, a person seeking a permit, under this article from the superintendent, shall provide the following information on forms provided by the superintendent:
- (1) Name, business address, and telephone number of the applicant.
  - (2) The trade name under which the applicant conducts business.
  - (3) The types of liquid waste that applicant intends to transport.
  - (4) The number of vehicles that will be operated under the permit and a description of each vehicle that will be used to transport liquid wastes, including:
    - a. The motor vehicle identification number for each vehicle.
    - b. A description of each vehicle.
    - c. The capacity of each tank.
    - d. The TNRCC registration number for each vehicle.
    - e. Certification that each vehicle meets specification and maintenance requirements in section 55-162 of this article.
  - (5)

- Documentation verifying that the applicant has been authorized and registered by the TNRCC to transport and dispose of liquid wastes.
- (6) Documentation in the form of a certificate of insurance or declaration of insurance coverage issued by the insurance company verifying that the applicant has obtained the necessary insurance required under section 17-19.
  - (7) Any other information which may be deemed necessary by the superintendent to evaluate the permit application. The superintendent shall approve a form to be used as a permit application.
- (d) *Insurance requirements.* The issuance and continuance of any permit under this article is conditioned upon the permittee obtaining and maintaining commercial liability insurance and statutory workers' compensation insurance required by the director of safety and risk management under section 17-19.
- (e) *Permit fees.* To help defray the administrative and treatment expenses incurred by acceptance of approved liquid wastes, the superintendent will collect the following fees:
- (1) *Permit application fee*—Fifty dollars (\$50.00) for each permit application.
  - (2) *Permit renewal fee*—Fifty dollars (\$50.00) for each renewal.
  - (3) *Vehicle registration fee*—Fifty dollars (\$50.00) for each vehicle registered under this article.
  - (4) *Disposal fee*—A disposal fee will be collected for any liquid wastes disposed at a city facility. The disposal fee is based on the volume of liquid wastes reported on the manifest required by section 55-164. Disposal fees will be payable on or before the tenth day of each month. For liquid waste collected inside the city limits or its extraterritorial jurisdiction, the fee will be thirty-five dollars (\$35.00) for each one thousand (1,000) gallons or any portion thereof.
- (f) *Evaluation of application information.* The superintendent may conduct an investigation to determine the accuracy of information supplied by the applicant prior to the issuance of a permit. Supplying false information is grounds for refusal to issue a permit or revoke a permit already issued.
- (g) *Amendment of permit application required.* A permittee shall file an amended permit application to reflect any substantive changes in the information submitted in the transporter's initial application prior to making any operational changes.
- (h) *Issuance/reissuance of permit.*
- (1) All permits terminate one (1) year from the date of issuance or reissuance.
  - (2) The superintendent may only issue or reissue a permit if the following requirements are satisfied:
    - a. Application for issuance is received prior to commencement of activity authorized under the permit, or application for reissuance is received prior to expiration of the current permit
    - b. Permit application or reapplication fees are paid in full in accordance with 55-161(e)(1), (2), and (3)
    - c. Disposal fees have been paid in accordance with 55-161(e)(4)
    - d. Applicant is able to demonstrate insurance required under 55-161(d)
    - e. Prior to the issuance of a permit, all vehicles used to transport liquid wastes may be inspected by the superintendent. A vehicle used to transport liquid wastes must meet the specifications and requirements in section 55-162. If a transport vehicle fails the inspection, the permittee may not transport liquid



wastes in the vehicle within the territorial jurisdiction of the city until the vehicle is reinspected and approved by the superintendent.

- (i) *Required terms and conditions of permits.* A permit issued under this section is subject to the following terms and conditions:
- (1) The transport and disposal of hazardous wastes is prohibited. (Transporters of hazardous waste from, within, or through the city must obtain the required tnrc or epa permit, and use the appropriate hazardous waste transportation and disposal manifest system required by these agencies.)
  - (2) Prior to the operation of any vehicle regulated by this article, the transporter shall prominently mark each registered vehicle with following:
    - a. Company name.
    - b. Telephone number.
    - c. The TNRCC registration number on both sides of the vehicle. The registration number must be permanently affixed, a minimum of two inches in height, in block numbers. The registration number must be clearly visible at a distance of fifty (50) feet.
    - d. Display a valid TNRCC authorization sticker (motorized vehicle only).
  - (3) A permit issued under this section is non-transferable.
  - (4) A permit may be revoked by the superintendent for any violation of the terms of the permit or of this article.

(Ord. No. 23418, § 1, 8-18-1998)

### **Sec. 55-162. - Vehicle specifications and maintenance requirements.**

- (a) *Vehicle specifications.* A vehicle used to transport liquid wastes using city streets and public rights-of-way must conform to the following vehicle specifications and maintenance requirements:
- (1) The vehicle must be constructed, operated, and maintained to prevent leakage of liquid wastes.
  - (2) Portable or removable tanks or containers that are not permanently bolted or welded to the chassis of the vehicle are prohibited.
  - (3) Any closed vehicle, tank, or container used to transport liquid wastes must have a sight gauge, which can be used to determine approximate volume of the load in relationship to the tank capacity. Other measurement methods must be approved by the superintendent and TNRCC. TNRCC approval must be documented and submitted with permit application.
  - (4) All discharge valves and ports must be prominently marked.
  - (5) All discharge ports must be visible and readily accessible.
  - (6) The inlet or opening of the tank must be constructed and located so that collected liquid waste will not spill during loading, transportation, or off loading.
  - (7) Outlet connections must be constructed so that no liquid waste will discharge, leak, run, or spill out from the tank.
  - (8) Pumps, valves, cylinders, diaphragms, and other appurtenances shall be of a design and type suitable for the liquid waste to be safely loaded, transported, and removed, be capable of operation without discharge, spillage, spray or leakage and be easily disassembled for cleaning.
- (b) *Maintenance and cleaning requirements.* The transporter shall:

- (1) Maintain hoses, tanks, valves, pumps, cylinders, diaphragm, pipes, connections, and other appurtenances in good operation and free from leaks.
- (2) Provide a safety plug or cap for each inlet and outlet tank valve.
- (3) Keep the vehicle's exterior clean, vector free, and relatively odor free at the beginning of each working day.
- (4) Wash vehicle's exterior and the interior of the tank, as necessary.

(Ord. No. 23418, § 1, 8-18-1998)

### **Sec. 55-163. - Responsibilities of transporters.**

- (a) *General.*
  - (1) All vehicles used to transport liquid waste must be permitted under this article.
  - (2) A transporter shall conform to the following terms and conditions in collecting and transporting, and transporting and disposing, of liquid waste.
  - (3) A transporter who fails to comply with the requirements of this article violates this article and the conditions of any permit issued under this article.
  - (4) A transporter, subject to this article, may only transport the liquid wastes specified in the transporter's permit.
- (b) *Determine nature of material.*
  - (1) Prior to accepting a load of liquid wastes for transportation, a transporter shall determine the volume, nature and classification of the material to be transported, whether the transporter's permit authorizes the transport of the specific liquid waste, and whether the transporter's vehicle and equipment are capable of loading, transporting, and disposing of the load without spillage or leakage of the material and without release of noxious odors.
  - (2) Upon delivery of the liquid waste to the disposal facility, the transporter shall inform the disposal facility operator of the content of the liquid waste.
  - (3) The superintendent or the disposal facility operator may sample and test any liquid waste prior to accepting the liquid waste for disposal to verify the classification, quality, concentration, character, or volume of the liquid waste.
  - (4) The costs for conducting any tests, which identify a prohibited waste, shall be paid by the transporter.
- (c) *Prohibited wastes.*
  - (1) Prohibited wastes are those wastes that cannot properly or legally be accepted for disposal by the city's POTW.
  - (2) Prohibited wastes will not be accepted at the city's POTW.
  - (3) Following rejection by a city POTW, prohibited wastes shall be properly disposed of at a legal site authorized to accept such wastes from the transporter. The records showing the disposal site shall be furnished to the city.
  - (4) Any transporter, who presents prohibited waste to the superintendent for disposal, shall be denied further service from the city until proof of proper, legal disposal of the subject load has been presented to the superintendent.
- (d) *Grit traps and grease traps evacuation.*
  - (1) Each grit trap and grease trap pumped shall be fully evacuated unless the trap volume is greater than the tank capacity on the vacuum truck in which case the transporter shall arrange for additional transportation capacity so that the trap is fully evacuated within a twenty-four-hour period.

- (2) If a transporter cannot fully evacuate a grit trap or grease trap because the trap volume is greater than the tank capacity on the truck, the transporter shall arrange for additional transportation capacity to ensure the trap is fully evacuated within the twenty-four-hour period following the transporter's inability to fully evacuate the trap.
- (e) *Incompatible wastes.*
  - (1) Mixing of incompatible wastes within the same container is prohibited.
  - (2) Transporters may not use the same container or pumping equipment to collect or transport incompatible wastes without first cleaning the containers and equipment of all previously handled wastes.
  - (3) For purposes of this section, incompatible wastes are wastes which have different processing, storage, or disposal requirements.
  - (4) Grease trap wastes, grit trap waste, septage, and other liquid wastes may not be mixed.
- (f) *Temporary storage of liquid wastes.*
  - (1) A transporter, who stores liquid wastes in a mobile closed container (e.g., a container on wheels), may not store the liquid wastes for more than four (4) days.
  - (2) A transporter, who temporarily store liquid wastes at a fixed or permanent site, shall obtain approval in writing from the TNRCC prior to engaging in temporary storage of liquid wastes. The storage site shall comply with TNRCC standards.
  - (3) The liquid wastes must be stored by a method and under conditions that prevents any runoff and protects the quality of the surface water, ground water, and storm drain systems.
- (g) *Utilize appropriate disposal facility.*
  - (1) A transporter may only dispose of liquid wastes at a disposal facility approved, designated, or permitted, by the appropriate regulatory agency, to receive the particular classification of waste being transported.
  - (2) The facility permit number issued by the TNRCC must be entered on the five-part manifest required by section 55-164.
  - (3) Disposal of liquid waste into the mains, trunks, interceptors, laterals, manholes, clean-outs or other units of the POTW by transporters is not permitted unless authorized in writing by the superintendent.
  - (4) Disposal of liquid waste into storm drain systems is prohibited.
- (h) *Utilization of manifest system by transporters.*
  - (1) A transporter, holding a city permit for transporting grease trap waste, grit trap waste, septage, and other liquid wastes, shall utilize the manifest system set out in section 55-164.
  - (2) The permittee shall ensure that all manifests are completely and accurately filled out and distributed in a timely manner.
- (i) *Spills.*
  - (1) In the event of a liquid waste spill during collection, transport, or disposal, the transporter shall immediately notify the superintendent, in person or at the telephone number listed in the permit.
  - (2) Notifications made under this section shall, at a minimum, provide the following:
    - a. The time the spill occurred.
    - b. The location of the spill.
    - c. The type of liquid waste spilled.

- d. Any corrective actions taken by the transporter.
  - e. Any other conditions, factors, or circumstances that would indicate need for expeditious, specialized, or unique response to the spill.
- (3) The transporter shall take any action required by state, federal, or local officials having jurisdiction, so that the spill will not present a public health or environmental hazard. Such action may include, but not be limited to, containing, vacuuming, flushing, and applying chemical agents.
  - (4) Failure to promptly and properly notify the appropriate authorities of a spill constitutes a violation of this article.
  - (5) Failure to take any necessary remedial action (clean-up) constitutes a violation of this article.
- (j) *Compliance with numerical limitations.*
    - (1) No transporter may introduce wastes into the potw that contain pollutants in excess of the following limits:

Arsenic	0.634 mg/l
Cadmium	0.018 mg/l
Chromium (T)	6.452 mg/l
Chromium (Hexavalent)	0.235 mg/l
Copper	0.350 mg/l
Cyanide	0.364 mg/l
Lead	0.511 mg/l
Mercury	0.053 mg/l
Nickel	1.466 mg/l
Silver	0.072 mg/l
Zinc	1.476 mg/l

- (2) A transporter shall ensure that all wastes discharged to the city meet these limitations.
- (3) Any discharge of any liquid wastes in excess of these limits is a violation of this article.
- (4) The superintendent may take random samples of liquid wastes for analysis to ensure compliance with this article.
- (5) If the results of analyses are within the limitations, the city will pay for the sampling and analysis.
- (6) If a sample shows a violation of a numerical limit the transporter shall pay the costs of sampling and analysis.
  - a. Each parameter that exceeds the limit will be billed as separate test.
  - b. Violations of the limits may result in permit suspension or revocation.

(Ord. No. 23418, § 1, 8-18-1998)

**Sec. 55-164. - Manifest system.** 

- (a) *Manifest requirements.*
  - (1)

Persons who collect and transport, or transport and dispose, liquid waste subject to this article shall maintain a record of each individual collection, transportation, and disposal transaction.

- (2) The records of each transaction shall be maintained in the form of a manifest.
  - (3) The manifest forms used must be purchased from the city, in accordance with the fee schedules currently in effect. (The fee schedules are periodically adjusted or amended by the city.)
  - (4) A manifest must be used for the disposal of grit trap wastes, grease trap waste, and septage.
  - (5) The superintendent may approve the further use of the manifest for other authorized waste transport and disposal.
  - (6) The superintendent promulgates the form of the manifest.
  - (7) The superintendent may make administrative modifications of the manifest form used in individual cases.
- (b) *Manifest contents.* The manifest must include, at a minimum, the following information:
- (1) *Liquid waste generator information.*
    - a. Name of generator.
    - b. Generator's address and telephone number.
    - c. Tank or trap capacity.
    - d. Date and time of generator's transfer of liquid waste to transporter.
    - e. Date of last tank or trap maintenance;
    - f. Generator representative's name and signature.
  - (2) *Transporter information.*
    - a. Name of transporter.
    - b. Transporter's address and telephone number.
    - c. TNRCC registration number.
    - d. Type and source of liquid waste removed.
    - e. Number of gallons removed from tank or trap.
    - f. Date and time of receipt of liquid waste from generator.
    - g. Vehicle driver's name and signature.
  - (3) *Disposal facility information.*
    - a. Name of disposal facility.
    - b. Name of disposal facility's owner.
    - c. Location of the disposal facility.
    - d. Mailing address of the disposal facility, if different than the location.
    - e. Disposal facility's TNRCC permit number
    - f. Number of gallons received.
    - g. Date and time of delivery.
    - h. Disposal facility representative's name and signature.
- (c) *Manifest issuance and ownership.*
- (1) Manifests are used to track septic and other liquid wastes with potential to threaten public health, safety, and welfare.
  - (2) Manifest forms and their use are prescribed by state law.
  - (3)

Manifest booklets issued by the superintendent and executed manifest forms are and remain the property of the City of Corpus Christi.

- (4) Permittees merely purchase the right to use the manifest booklets.
- (5) While certain persons may be required to retain, over time, copies of manifest forms as business records, the city retains ownership of the manifest booklets and forms it issues, even after their use.
- (6) The city retains the right to demand surrender of any manifest booklets, used or unused, and any copy, regardless of who holds possession.
- (7) The holder of a manifest booklet or form issued by the city shall surrender the manifest booklet or form upon demand of the superintendent, at any time, and for any reasonable purpose, including, but not limited to accounting, program evaluation, and investigation.
- (8) Each manifest issued by the city contains a serial number.
- (9) The superintendent keeps a record of the manifest serial numbers purchased by a transporter.
- (10) Additional manifest booklets may be purchased only after the previously issued and completed manifests have been properly accounted for and returned to the superintendent.
- (11) The superintendent may issue more than one manifest booklet to any transporter, based on volume of business, number of trucks, etc.
- (12) Completed manifest booklets shall be returned to the city immediately upon completion of all sets of forms, but no later than seven (7) days following completion.
- (13) In the event that a manifest booklet or form is lost, stolen, or destroyed, the holder shall submit a sworn and notarized affidavit stating the circumstances surrounding the loss of the manifest booklet or form. If an investigation by the superintendent indicates no fraudulent or wrongful acts by the permittee, the superintendent will not unreasonably deny continued purchase of manifest booklets.
- (14) It is a violation of this article if any person refuses or fails to surrender a manifest or manifest booklet to the superintendent upon the request of the superintendent or upon completion of the manifest booklet.
- (15) It is a violation of this article if any person defaces or destroys any manifest form or manifest serial number.

- (d) *Manifest distribution.* Manifests shall be divided into three (3) sections consisting of five (5) copies. Manifests shall be maintained as labeled on the individual copies in each manifest book, but shall be generally as follows:

*Generator* - There are copies of the manifest labeled "generator." One (1) copy of the manifest shall have the generator and transporter information completed and shall be given to the generator at the time of liquid waste pickup. The other copy labeled "generator" with all three (3) sections completed shall be returned by the transporter to the person who generated the liquid wastes within fifteen (15) days after the liquid waste is received at the disposal or processing facility.

*Disposal facility* - The copy of the manifest labeled "disposal facility" shall have all three sections completed and shall be given to the facility receiving the liquid waste.

*Transporter* - The transporter may retain the copy of the manifest labeled "transporter," with all three (3) sections completed.

*Local authority* - The remaining copy of the manifest, with all three (3) sections completed, shall go to the superintendent.

(e) *Unlawful use of manifests.*

- (1) Falsification or misrepresentation of any information required in a manifest is grounds for immediate suspension or revocation of a city liquid waste transport and disposal permit.
- (2) Each instance of falsification or misrepresentation is considered a separate violation of this article.
- (3) The physical transfer of unused manifests by a permit holder to anyone other than the permittee's own transportation vehicle operators or the superintendent is prohibited.
  - a. Purchase and/or resale of manifests from any source other than the superintendent is prohibited.
  - b. Offer to purchase, sell, or resell manifests from any source other than the superintendent is prohibited.
  - c. By the purchase or resale of manifests or offer to negotiate such transaction from any source other than the superintendent, a party is presumed to be knowingly dealing or offering to deal in stolen property.
  - d. Each such instance of purchase, transfer, offer of sale, or resale of a manifest constitutes a separate violation of this article.

(f) *Maintenance of manifest records.*

- (1) All generators, transporters, and disposal facility operators shall maintain manifest copies for a period of five (5) years.
- (2) The superintendent maintains completed manifest booklets for a period of five (5) years.
- (3) If any state or federal law, or regulatory agency rule, requires preservation of the records for more than five (5) years, the affected persons shall observe the law, rule, or regulation.

(g) *Manifest discrepancies.*

- (1) Manifests shall have all required information and required signatures completed before distribution.
- (2) A disposal facility operator who receives liquid waste shall note any significant discrepancies on the manifest.
- (3) Manifest discrepancies include differences between the quantity, class, or type of liquid waste designated on the manifest by the generator and/or transporter, and the quantity or type of liquid waste received by a disposal facility.
  - a. *Class or type discrepancies.*
    1. Significant discrepancies in class or type of liquid waste received are obvious differences in the class or nature of the liquid waste that can be readily determined by inspection or analysis.
    2. Discrepancies in class or nature (type) of the liquid waste may result in the disposal facility's rejection of the load.
    3. Rejection is mandatory when the facility cannot legally or properly dispose of the liquid waste, or when there is a reasonable doubt concerning the origin or content of the load.
    4. In the event a discrepancy in class or type of liquid waste prompts rejection, the transporter must properly and legally dispose of the liquid

waste in not less than four (4) days from the time of collection, and provide the superintendent with a written explanation of the how the proper and legal disposal was accomplished. The written explanation of the disposal may take the form of a photocopy of a completed manifest in the transporter's possession.

- b. *Quantity discrepancies.*
1. Significant discrepancies in quantity are:
    - i. For bulk weight, variations greater than ten (10) per cent in weight; and
    - ii. For liquid waste, any variation greater than fifteen (15) per cent in gallons.
  2. If the quantity discrepancy is not resolved within fifteen (15) days after delivery of the liquid waste, the transporter shall immediately submit a letter to the TNRCC and the city superintendent describing the discrepancy, attempts to reconcile it, and a copy of the manifest.

(Ord. No. 23418, § 1, 8-18-1998)

### **Sec. 55-165. - Responsibilities of generators.**

- (a) *General responsibilities.*
- (1) With respect to those liquid wastes for which a generator is responsible, the generator of liquid waste shall:
    - a. Know or ascertain the contents, characteristics, and classifications of liquid wastes generated.
    - b. Have liquid waste removed from the premises by a transporter holding the proper state, federal and local permits or registrations required for the collection and transportation the liquid wastes.
    - c. Make a determination that the liquid waste to be hauled under this article is not a hazardous waste.
    - d. Verify from the completed manifest or by other means that the liquid wastes have been disposed of properly.
  - (2) A generator of grease trap waste or grit trap waste shall have traps serviced as frequently as required by the city's plumbing code, in order to prevent bypass or overflow, and to insure proper operation of the trap.
  - (3) A generator of grit trap waste, grease trap waste, septage, or any other liquid waste shall sign the manifest presented by the transporter holding a city permit and shall keep a copy on site for a period of five (5) years.
  - (4) City personnel may periodically inspect the generator's copy during normal business hours to ensure compliance.
- (b) *Hazardous and toxic wastes.*
- (1) It is unlawful for a generator of hazardous or toxic waste to present such wastes to a city permitted liquid transporter with the intent that such wastes be disposed in a city facility. Any mixture of hazardous waste with liquid waste shall also constitute hazardous waste for the purposes of this article.
  - (2) A generator of hazardous waste, or liquid waste in combination with hazardous waste, shall have hazardous waste removed from the premises only by a transporter holding



the applicable state or federal permits or registrations to transport and dispose of the type of hazardous waste involved.

(Ord. No. 23418, § 1, 8-18-1998)

**Sec. 55-166. - Responsibilities of disposal facility operators.** 

(a) *General responsibilities.*

- (1) A disposal facility operator shall:
  - a. Obtain, maintain, and comply with any license or permit required by state, federal, or local agencies.
  - b. Accept liquid waste only from a transporter holding a proper federal, state, and local permit or registration.
  - c. Maintain copies of all manifest for a period of five (5) years.
  - d. Accept only those classes of liquid wastes authorized by license or permit.
  - e. Make available to the superintendent, at any time during normal business hours, all records required to be kept for inspection, by this article or federal or state law.
  - f. Note any significant discrepancies on a manifest, as provided in this article.
- (2) A disposal facility operator shall not process or store any liquid wastes in such a manner that the liquid wastes could be discharged to the POTW, storm water drains, ditches, waterways, or any public or private property, unless specifically authorized by the superintendent.

(b) *Disposal procedures.*

- (1) A permitted transporter may not dispose of liquid wastes at any licensed disposal facility (including the city's wastewater treatment plants), until authorized disposal facility personnel have:
  - a. Verified that the manifest being presented by the transporter is appropriate for both the classification of liquid waste being transported and the vehicle tank capacity being used.
  - b. Completed the disposal facility's section of the manifest forms and received the completed disposal facility copy of the manifest.
  - c. Verified and collected the appropriate number of manifest copies required for each disposal transaction.
- (2) Only septic tank waste, chemical toilet wastes or such other liquid wastes, as may be authorized by the superintendent, may be accepted for disposal at a city operated wastewater treatment plant disposal facility.
- (3) Any liquid wastes deemed by the superintendent to have a potential to cause pass through or any POTW interference will not be accepted for disposal at a city operated wastewater treatment plant disposal facility.
  - a. The superintendent has the discretion to determine if there is a potential for pass through or POTW interference.
  - b. The superintendent may exercise such discretion even in the absence of testing or laboratory analysis.
  - c. The superintendent may designate qualified city employees to exercise such discretion on the superintendent's behalf.

(4)

Wastes originating from areas outside the extraterritorial jurisdiction of the City of Corpus Christi will not be accepted for disposal at a city operated wastewater treatment plant disposal facility, unless authorized by the superintendent.

- (c) *Grit trap and grease trap wastes.*
  - (1) Grit trap and grease trap wastes may not be disposed at a city wastewater treatment plant except as authorized by the superintendent.
  - (2) Grit trap and grease trap wastes must be disposed at a facility authorized to accept such wastes.

(Ord. No. 23418, § 1, 8-18-1998)

### **Sec. 55-167. - Enforcement.**

- (a) *Notification of violation.* Whenever the superintendent believes that any person or permittee has violated or is violating this article or a liquid waste transport and disposal permit, the superintendent may serve (either personally or by certified mail) the person or permittee with a written notice stating the nature of the alleged violation.
- (b) *Response to notification of violation.*
  - (1) The recipient of an alleged violation notice shall respond in writing to the superintendent or his designated representative, within fifteen (15) working days from the receipt of such notice.
  - (2) The written response should contain the following information:
    - a. If the person or permittee admits responsibility for the alleged violation, the person or permittee must submit a letter report to the superintendent that:
      - 1. If the nature of the violation of either the permit or this article involves a spill or disposal of liquid waste that is prohibited, the letter report must contain information regarding the time, date, location, cause, source, quantity, quality, and concentration of the wastes spilled or disposed of, and the corrective measures actually taken by the person or permittee to recover the discharge.
      - 2. Self-reporting notices, submitted to any state or federal agencies having jurisdiction, and actions to be taken by the person or permittee to prevent any similarly recurrent spills or disposal must be included.
    - b. If the nature of the violation of either the permit or this article involves an administrative or procedural non-compliance, the letter report must contain information regarding corrective measures and time schedules the person or permittee has adopted to assure expeditious and continued compliance.
    - c. If the person or permittee denies responsibility for the alleged violation, the person or permittee must submit a letter report to the superintendent explaining in detail why responsibility is being contested.
  - (3) If the recipient of an alleged violation notice fails to respond in writing to the superintendent within the initial fifteen (15) working day response period, the superintendent may:
    - a. Refer the violation to the city attorney for prosecution.
    - b. Exercise any of the administrative remedies enumerated below, including denial, suspension, and revocation of a permit.
- (c) *Legal action.*
  - (1)

The city has all remedies afforded it by the penal and civil laws of the State of Texas, of the United States of America, and in equity to enforce this article. Among such remedies are provisions of Chapter 54, Local Government Code, Subchapter B., Sec. 54. 012, et seq.

- (2) The city has authority to bring a civil action for enforcement of this article, to petition for injunction and civil penalty of one thousand dollars (\$1,000.00) a day for a violation of this article, up to five thousand dollars (\$5,000.00) a day for violations relating to the discharge of pollutants.
- (d) *Criminal penalty.*
  - (1) Each instance of non-compliance constitutes a separate violation.
  - (2) Each day of continuing violation constitutes a separate offense.
  - (3) The penalty for violation of this article shall be a fine of not less than one thousand dollars (\$1,000.00), nor more than two thousand dollars (\$2,000.00).

(Ord. No. 23418, § 1, 8-18-1998)

### **Sec. 55-168. - Denial, suspension, and revocation of permit.**

- (a) *Authority of superintendent to deny, suspend, and revoke permits.* The superintendent may deny, suspend, or revoke a permit if the superintendent determines that a permittee:
  - (1) Is not qualified under this article.
  - (2) Violates any of the provisions of this article, any procedural or operational rule or regulation promulgated by the superintendent to implement this article, or applicable provisions of the city code or state law.
  - (3) Has failed to pay a required fee or fine.
  - (4) Has failed to comply with maintenance or inspection requirements.
  - (5) Has failed to deliver required manifest(s) or manifest booklets to the city.
  - (6) Has failed to timely respond to a notice of violation or alleged violation.
  - (7) Has had a vehicle impounded for violation of this article.
- (b) *Reinstatement of suspended or revoked permit.*
  - (1) After suspension or revocation under this section, a permittee may file a request for reinstatement of the permit.
  - (2) If the superintendent determines that the permittee is again qualified after all fines have been paid, all violations have been corrected, precautions have been taken to prevent future violation, and all required fees have been paid, the superintendent may reinstate a permit.
  - (3) A permittee whose permit is suspended or revoked may not collect, transport, or dispose any liquid waste materials within the territorial jurisdiction of the city.
- (c) *Appeal of revocation of a permit.*
  - (1) In the event a permit is revoked, the former permittee may request a hearing with the city manager.
  - (2) A request for a hearing must be made within three (3) working days of the revocation.
  - (3) The hearing will be held by the city manager within five (5) days of receipt of request for a hearing.
  - (4) The hearing shall be informal, and notice of the holding of the hearing may be communicated to the requesting party verbally and confirmed in writing.
  - (5)

Within seventy-two (72) hours of the conclusion of the hearing, the city manager will issue a finding on whether or not to lift the revocation.

- (6) The city manager may impose conditions of remediation and correction upon the former permittee as conditions of lifting the revocation.
- (7) If the former permittee is not satisfied with the decision of the city manager, the former permittee may appeal to district court.
- (8) The appeal must be perfected by service of process upon the city within thirty (30) days of the superintendent's decision to continue revocation.

(Ord. No. 23418, § 1, 8-18-1998)

### **Sec. 55-169. - Declaration of public nuisance; vehicle impoundment.**

- (a) *Public nuisance.* A vehicle being operated within the territorial jurisdiction of the city in violation of this article is a threat to public health, safety, and welfare, and a public nuisance.
- (b) *Impoundment.*
  - (1) The superintendent may impound and hold a vehicle being used in violation of this article until the violation is corrected.
  - (2) Once impounded, a vehicle may be held as evidence of a criminal violation.
  - (3) The superintendent, in consultation with the chief of police, determines the place of impoundment. The superintendent will consider the vehicle's ability to be moved without posing further threat to public health, safety, and welfare.
  - (4) The permit holder is responsible for all impound, storage, and related fees.
- (c) *Appeal.*
  - (1) In the event a vehicle is impounded, the owner of the vehicle may request a hearing with the city manager.
  - (2) A request for a hearing must be made within three (3) working days of the day the vehicle is impounded.
  - (3) The hearing will be held by the city manager within five (5) days of receipt of request for a hearing.
  - (4) The hearing shall be informal, and notice of the holding of the hearing may be communicated to the requesting party verbally and confirmed in writing.
  - (5) Within seventy-two (72) hours of the conclusion of the hearing, the city manager will issue a finding on whether or not to continue impoundment.
  - (6) The city manager may impose conditions of remediation and correction upon the former permittee as conditions of releasing the vehicle.
  - (7) If the former permittee is not satisfied with the decision of the city manager, the former permittee may appeal to district court.
  - (8) The appeal must be perfected by service of process upon the city within thirty (30) days of the superintendent's decision to continue revocation.

(Ord. No. 23418, § 1, 8-18-1998)

---

FOOTNOTE(S):

---

--- (8) ---

*Editor's note— Ord. No. 23418, § 1, adopted Aug. 18, 1998, amended Art. XIII, in its entirety, to read as herein set out. Prior to inclusion of said ordinance, Art. XIII pertained to similar subject matter. See the Code Comparative Table. ([Back](#))*

**Appendix B**  
**City Ordinance**

Chapter 55, Article XVII,  
Maintenance and Operation of Grease Interceptors  
and Oil/Sand Interceptors

Ordinance amending Chapter 55, Code of Ordinances, Article XVII,  
Maintenance and Operation of Grease Interceptors and Oil/Sand  
Interceptors, Sections 55-219 through 55-223

NOW, THEREFORE, BE IT ORDAINED BY THE CITY COUNCIL FOR THE CITY OF CORPUS  
CHRISTI, TEXAS:

SECTION 1. That Chapter 55, City of Corpus Christi Code of Ordinances, Article XVII, is revised  
to to delete the following struck-through text and insert the following underlined text:

**ARTICLE XVII. MAINTENANCE AND OPERATION OF GREASE INTERCEPTORS AND  
OIL/SAND INTERCEPTORS**

~~Sec. 55-220. Maintenance and operation of interceptors.~~

~~Sec. 55-221. Undersized interceptors.~~

~~Sec. 55-222. Enforcement.~~

~~Secs. 55-223—55-245. Reserved.~~

**Sec. 55-219. Definitions**

In this article, the following terms are defined as:

"Director" means the department director over wastewater operations, or designee.

"Interceptor". The term "interceptor" includes grease removal devices, oil/sand interceptors, and related devices.

**Sec. 55-220. Installation, Maintenance, and operation, and cleaning of interceptors.**

(a) ~~Cleaning required~~Installation of Interceptors. The owner, operator or manager of a premises shall install an interceptor as required by the City Plumbing Code.

(b) Maintenance of interceptors. The owner, operator or manager of a premises with an interceptor shall be required to maintain the interceptor as follows:

~~(1) Interceptors shall be cleaned a minimum of once a quarter.~~ (1) Interceptors must be maintained in an efficient operating condition by removal of accumulated grease, oil, or sand. Interceptors must be maintained in the original manufacturer's condition and must not be altered.

~~(2) The wastewater superintendent may require more frequent cleaning of interceptors than once a quarter or upgrading of an interceptor to the current requirements in the Plumbing Code, if the interceptor discharges grease, oil, or sand into the sanitary sewer system.~~ (2) It shall be a violation for the owner, operator or manager of with an interceptor to fail to clean or maintain an interceptor as required by this City Code.

(c) Cleaning required. The owner, operator or manager of a premises with an interceptor shall be required to clean the interceptor as follows:

- (1) Unless otherwise authorized in writing by the Director, all interceptors must be completely cleaned and pumped out by a City-permitted waste hauler upon the earliest occurrence of any of the following events:
- a. The accumulation of fats, oil, or grease and other solids in the last downstream compartment of the interceptor is 25% or more of the interceptor's designed depth; or
  - b. The grease layer thickness in the last downstream compartment of the interceptor is six (6) inches or more; or
  - c. Any discharge from the interceptor exceeds levels established by the City by ordinance in Section 55-141 of this Code of Ordinances as amended; or
  - d. Every 90 days since the last cleaning; or
  - e. Inspection from the City's wastewater collection mains indicates grease discharge from the interceptor.
- (2) In no case will the frequency of cleaning and pumping be less than once every six months unless the interceptor has been removed or taken out of service by disconnecting the interceptor piping and bypassing all flow around the interceptor. Interceptors taken out of service must be cleaned and drained to remove any standing water and must not create an odor nor health or safety nuisance.

~~(b)~~(d) Records.

- (1) The owner, operator, or manager of a premises which has a interceptor shall have records that show all of the items listed under section 55-164(b), Manifest Contents.
- (2) The owner, operator, or manager of the ~~establishment premises~~ that utilizes an interceptor shall maintain a file that includes, at a minimum, maintenance manifest reports for the current month and the previous ~~twelve-month~~ five year period. The records shall be kept on the premises at all times and shall be made available for review during normal business hours upon request by the ~~wastewater superintendent or his authorized representative~~ Director.

~~(e)~~(e) Grease, oil, and sand collected. The grease collected from a grease interceptor, any waste cooking oils and greases used in food preparation, or any oil or sand from an oil/sand interceptor may not be discharged into any sanitary or storm sewer. The grease, cooking oil, cooking grease, oil, or sand collected shall be taken to an authorized facility for disposal by a liquid waste hauler that holds a current valid permit issued by the City for this activity.

~~(d)~~(f) Use of bacteria and chemicals prohibited, without approval. ~~No bacteria or chemicals may be added to an interceptor without the approval of the wastewater superintendent. The wastewater superintendent may permit the use of any specific bacteria or chemical on a temporary or permanent basis, if the bacteria or chemical will not cause problems in either the sanitary sewer system or publicly owned treatment works. The introduction in the interceptor or associated plumbing of additives such as bacteria, enzymes, emulsifiers, or similar agents designed for the purpose of emulsifying or controlling discharge of fats, oils and grease is strictly prohibited.~~

(Ord. No. 23652, § 1, 5-25-1999)

Sec. 55-221 Inspection of interceptor.

- (a) The Director may conduct random inspections of interceptors at any time during regular business hours to ascertain whether the interceptor is being properly cleaned and maintained.



- (b) The purpose of the inspection is to determine compliance with the provisions in subsection (d).
- (c) The initial inspection occurs within six months of issuance of a City permit for installation of the interceptor. Thereafter, the inspection will be an annual inspection, so long as the interceptor is operated in compliance with the requirements in subsection (d).
- (d) The regular inspection frequency is determined by the Director by a performance based system based on compliance with all of the following requirements:
- (1) The interceptor must be properly and timely cleaned and pumped in accordance with Section 55-220 and written directives from the Director.
  - (2) The accumulation of grease and solids in the last downstream compartment of the interceptor must be less than 25% of the interceptor's designed depth.
  - (3) The grease layer thickness in the last downstream compartment of the interceptor must be less than six inches.
  - (4) Any discharge from the interceptor must not exceed levels established in Section 55-141 of this Code of Ordinances.
  - (5) The interceptor must not discharge fats, oils, or grease or any other unpermitted matter into the sanitary sewer.
  - (6) The fats, oils and grease must be removed and transported and disposed in accordance with Article XIII of this Code of Ordinances.
- (e) If the premises is on an annual inspection and remains in compliance with subsection (d ) for two successive annual inspections, then the regular inspection frequency is adjusted to thirty-six month inspection frequency.
- (a)f If at any time the premises is not in compliance with the requirements of subsection (d), then the regular inspection frequency is increased to minimum of every six months, depending upon the severity of the violation as determined by the Director. Thereafter, if the premises complies with all

provisions in subsection (d) for two consecutive six-month inspections, the inspection frequency is returned to annual inspection.

- (g) The owner, operator or manager of a premises shall make the sampling port of an interceptor readily accessible to the City employees or its contractors or agents for inspection and monitoring activities.

**Sec. ~~55-221~~55-222. Undersized interceptorsReplacement of interceptors.**

- (a) An undersized grease interceptor installed prior to November 1, 1993, which does not have additional future fixtures installed, is not be required to be replaced in conformance with the current Plumbing Code, provided that the interceptor does not discharge grease into the sanitary sewer system.
- (b) The ~~wastewater superintendent~~Director may require any interceptor which discharges grease into the sanitary sewer system to be replaced with a grease interceptor which conforms to the ~~sizing standards set out above~~ City Plumbing Code.
- (c) The owner, operator, or manager of a premises that has a grease interceptor, which discharges grease into the sanitary sewer system, shall replace the interceptor within six (6) months from the date of an order issued by the wastewater ~~superintendent~~Director.

(Ord. No. 23652, § 1, 5-25-1999)

**Sec. ~~55-222, 55-223~~ Enforcement.**

- (a) *General.* Failure to timely clean and keep grease interceptors and sand/oil interceptors clean causes or may cause substantial interference to the publicly owned treatment works, or may cause damage to sanitary sewer facilities or structures, or otherwise may create an emergency condition requiring immediate corrective action. The cleaning of the interceptors and the record keeping required in conjunction therewith is subject to enforcement in the same manner as for violations of the Commercial and Industrial Waste Disposal and Pretreatment Ordinance, section 55-146 Enforcement.

~~Sampling port accessibility. The sampling port of a grease interceptor must be readily accessible to city employees for monitoring activities.~~~~(c)~~

- ~~(b) Compliance with commercial and industrial waste disposal and pretreatment ordinance required. The owner, operator, or manager of a premises which has an interceptor ~~grease interceptor or sand and oil interceptor~~ shall comply with the Commercial and Industrial Waste Disposal and Pretreatment Ordinance, sections 55-140—55-149.~~

- ~~(d)~~~~(c)~~ *Penalties.* The penalties in section 55-146 Enforcement also apply to a violation of this article.

(Ord. No. 23652, § 1, 5-25-1999)

Secs. ~~55-223224~~—55-245. Reserved.

**SECTION 2.** The term “Texas Natural Resource Conservation Commission (TNRCC)” is replaced with Texas Commission on Environmental Quality (TCEQ) throughout Chapter 55.

**SECTION 3.** The term “wastewater superintendent” or “superintendent” is replaced with “Director over Wastewater Operations” throughout Chapter 55.

**SECTION 4.** Publication shall be made in the official publication of the City of Corpus Christi as required by City Charter of the City of Corpus Christi. The ordinance takes effect on publication. Penalties are as provided in Section 55-223.

**SECTION 5. Severability.**

It is hereby declared to be the intention of the City that the sections, paragraphs, sentences, clauses, and phrases of this Ordinance are severable and, if any phrase, clause, sentence, paragraph, or section of this Ordinance shall be declared unconstitutional by the valid judgment or decree of any court of competent jurisdiction, such declaration shall not affect any of the remaining phrases, clauses, sentences, paragraphs, and sections of this Ordinance, since the same would not have been enacted by the City without the incorporation into this Ordinance of any such unconstitutional phrase, clause, sentence, paragraph, or section.

**SECTION 6.** The change in law made by this Ordinance applies only to an offense committed on or after the effective date of this Ordinance. An offense committed before the effective date of this Ordinance is governed by the Ordinance in effect when the offense was committed, and the former Ordinance is continued in effect for that purpose. For purposes of this section, an offense was committed before the effective date of this Ordinance if any element of the offense occurred before that date.

That the foregoing ordinance was read for the first time and passed to its second reading on this the 26<sup>th</sup> day of February, 2019, by the following vote:

Joe McComb	<u>Absent</u>	Michael Hunter	<u>Aye</u>
Roland Barrera	<u>Aye</u>	Ben Molina	<u>Aye</u>
Rudy Garza	<u>Aye</u>	Everett Roy	<u>Aye</u>
Paulette M. Guajardo	<u>Aye</u>	Greg Smith	<u>Aye</u>
Gil Hernandez	<u>Aye</u>		

That the foregoing ordinance was read for the second time and passed finally on this the 19<sup>th</sup> day of March 2019, by the following vote:

Joe McComb	<u>Aye</u>	Michael Hunter	<u>Aye</u>
Roland Barrera	<u>Aye</u>	Ben Molina	<u>Aye</u>
Rudy Garza	<u>Absent</u>	Everett Roy	<u>Aye</u>
Paulette M. Guajardo	<u>Aye</u>	Greg Smith	<u>Aye</u>
Gil Hernandez	<u>Aye</u>		

PASSED AND APPROVED on this the 19<sup>th</sup> day of March, 2019.

ATTEST:

Rebecca Huerta  
Rebecca Huerta  
City Secretary


Joe McComb  
Joe McComb  
Mayor

<p><b>EFFECTIVE DATE</b></p> <p><u>3/25/19</u></p>
--

## **Appendix C**

### **Inspection Records**

- Pretreatment Compliance Inspection Record
- Example Record
- Example Chain of Custody



# City of Corpus Christi Utilities Department

## PRETREATMENT COMPLIANCE INSPECTION

Facility Name: \_\_\_\_\_

Address: \_\_\_\_\_

Contact Name: \_\_\_\_\_

Contact Title: \_\_\_\_\_

Phone: \_\_\_\_\_

Location ID: \_\_\_\_\_

Inspection Date: \_\_\_\_\_

Time In: \_\_\_\_\_ Time Out: \_\_\_\_\_

Inspector: \_\_\_\_\_

Inspection type: \_\_\_\_\_

Trap location: \_\_\_\_\_

Trap size: \_\_\_\_\_

Trap cleaning frequency: \_\_\_\_\_

Maintenance/cleaning records: \_\_\_\_\_

Sample location: \_\_\_\_\_

**Notice of Violation**  Yes  No

Comments: \_\_\_\_\_

\_\_\_\_\_

\_\_\_\_\_

\_\_\_\_\_

\_\_\_\_\_

\_\_\_\_\_


\_\_\_\_\_

\_\_\_\_\_

\_\_\_\_\_

Inspector Signature: \_\_\_\_\_ Date: \_\_\_\_\_

Facility Representative: \_\_\_\_\_ Date: \_\_\_\_\_



# City of Corpus Christi Utilities Department

## PRETREATMENT COMPLIANCE INSPECTION

Facility Name: El Rinconito 2  
Address: 4025 Prescott, 78416  
Contact Name: \_\_\_\_\_  
Contact Title: \_\_\_\_\_  
Phone: \_\_\_\_\_  
Location ID: 101770

Inspection Date: 09/21/18  
Time In: 0810 Time Out: 0840  
Inspector: R. Salgado  
Inspection type: f.o.g / Records

Trap location: behind facility  
Trap size: \_\_\_\_\_  
Trap cleaning frequency: \_\_\_\_\_  
Maintenance/cleaning records: \_\_\_\_\_  
Sample location: \_\_\_\_\_

Notice of Violation  Yes  No

Comments: • 4025 Prescott, 78416 is closed down  
• grouse trap is still in place, but  
restaurant gut gone next door  
• building is still standing

Inspector Signature: [Signature] Date: 9/21/18  
Facility Representative: \_\_\_\_\_ Date: 9/21/18

### Analytical Report



<b>Client Info</b> Wastewater P.O. Box 9277 Corpus Christi, TX 78469-9277		<b>Report# /Lab ID#:</b> AB30194		<b>Report Date:</b> 4/22/19	
<b>Phone:</b> (361) 857-1800		<b>EMAIL:</b> svc_labworks@cctexas.com		<b>Sample Name:</b> HI Ho Restaurant	
				<b>Date Received:</b> 04/15/2019 <b>Time:</b> 15:03	
				<b>Date Sampled:</b> 04/15/2019 <b>Time:</b> 14:10	

Parameter	Result	Unit	Flag	RL <sub>s</sub>	Date/Time Analyzed	Method	Analyst	Analysis Comments
Biochemical Oxygen Demand	>2088	mg/l	D		4/16/19 11:30	SM 5210B	VN/VC	
Total Suspended Solids	3373	mg/l			4/17/19 13:45	SM2540D	CHRISTINEB	

**Sample Comments:**

This analytical report is respectfully submitted by the Water Utilities Laboratory. The enclosed results reflect only the sample(s) identified above. The results have been carefully reviewed and, unless otherwise indicated, meet the NELAC requirements as described by the Water Utilities Lab's QA/QC program. No part of this report shall be reproduced or transmitted in any form or by any means without the written consent of the City of Corpus Christi-Water Utilities Lab.

Respectfully Submitted,



Technical Director (or designee)

1. Quality assurance data for the sample batch which included this sample.
2. Precision (PREC) is the absolute value of the relative percent difference between duplicate results.
3. Recovery (RECOV) is the percent of analyte recovered from a spiked sample.
4. Laboratory Control Sample (LCS) results are expressed as the percent recovery of analyte.
5. Reporting Limit (RL), typically at or above the Limit of Quantitation (LOQ) of the analytical method.
6. Data Qualifiers:

**N**=Analysis not performed as per client request. **H**=Sample exceeded holding time. **P**=Analysis is from an unpreserved sample. **J**=Value reported is less than the RL but greater than the MDL.  
**X**=MS/MSD recovery or duplicates analysis exceeded the acceptance limit or Standard failed. **LA**=Lab accident. **LE**=Lab error. **OA**=Outside the scope of the lab's NELAC accreditation.  
**U**=Unsuitable; sample turned turbid after incubation. **T**=Sample below temp requirement; not on ice. **EQ**=Equipment failure. **I**=Information on sample bottle and COC does not match.  
**S**=Slow to filter; sample contains floc and/or large amount of residue on filter. **O**=Analysis performed by an outside NELAC accredited lab; **O^**=Analysis flagged by outside laboratory.  
**Z**=Too many colonies present to provide a result (TNTC). **A**=Value reported is the mean of two or more determinations. **R**=Reagent water contamination suspected. **B**=Sample broken in transit.  
**NI**=Not analyzed due to interferences. **K**=BOD result estimated due to blank exceeding the allowable oxygen depletion. **D**=Sample dilution required for analysis/ quality control.





## **Appendix D**

### **Approved Liquid Haulers**

- List of Approved Liquid Waste Haulers
- Example Manifest Documentation



## Approved Waste Haulers (4/22/2019)

A&R Septic Service	361-241-1291
Amron Pumping Service	830-583-2842
Armadillo Portable Toilets	361-815-1150
Around the Clock	361-944-2095
BC Equipment	361-533-4641
CC Rentals	361-265-3013
Coastal Trailer Trash369	361-816-6657
Doody Calls	361-443-9105
Environmental Evolutions	713-808-9313
Heritage Crystal Clean	847-836-5670
Hook n Bull	361-726-5527
J Coastal Service LLC	361-946-5448
Lamerica	956-624-5736
Liquid Environmental Services	210-299-0801
Valicor dba Midstate Environmental	361-387-2171
Miller Environmental Services	361-289-9800
On the Spot Septic	361-230-1198
Parr Industries	931-363-5379
Ponderosa HVAC & Construction	361-595-4192
Port-A-Can	361-779-6487
Pro Toilets	361-299-0161
QP Energy	361-563-3360
S&G Septic Tank Service	361-883-6203
Safety Kleen	781-792-5777
Septic Pro Systems	361-241-9922

**FATS, OIL AND GREASE (FOG)**



Shoreline Plumbing Company	361-992-0700
Texas Sludge Disposal	979-245-5656
Texas Throne	361-816-8979
United Site Services	817-539-1124
Video Pipeline Inspections Inc	361-533-2768

**FATS, OIL AND GREASE (FOG)**

FATS, OIL AND GREASE (FOG)

**MANIFEST FOR LIQUID WASTE TRANSPORT AND DISPOSAL**

**WASTE GENERATOR INFORMATION**

Generator Name: \_\_\_\_\_

Generator Address: \_\_\_\_\_ Telephone: \_\_\_\_\_

Tank or Trap Capacity: \_\_\_\_\_ Date of Last Pumping: \_\_\_\_\_  
(gallons)

Date: \_\_\_\_\_ Time: \_\_\_\_\_  A.M.  P.M.

Generator Representative's Name: \_\_\_\_\_  
(print)

\_\_\_\_\_  
Generator Representative's Signature

By signature above, I certify that the information is true and correct.

**WASTE TRANSPORTER INFORMATION**

Transporter Name: \_\_\_\_\_ TCEQ No. \_\_\_\_\_

Transporter Address: \_\_\_\_\_ Telephone: \_\_\_\_\_

Waste Removed From:  Septic Tank  
 Chemical/Portable Toilet  
 Grease Trap  
 Grit Trap  
 Other: \_\_\_\_\_

(Describe Type and Source)

Number of Gallons Removed from Tank or Trap: \_\_\_\_\_

Date: \_\_\_\_\_ Time: \_\_\_\_\_  A.M.  P.M.

Driver's Name: \_\_\_\_\_  
(print) \_\_\_\_\_ Driver's Signature

By signature above, I certify that the information is true and correct.

**DISPOSAL FACILITY INFORMATION**

Disposal Facility Name: \_\_\_\_\_ TCEQ No. \_\_\_\_\_

Disposal Facility Owner: \_\_\_\_\_

Disposal Facility Location: \_\_\_\_\_ Number of Gallons Received: \_\_\_\_\_

Remarks: \_\_\_\_\_

Date: \_\_\_\_\_ Time: \_\_\_\_\_  A.M.  P.M.

Disposal Facility Representative's Name: \_\_\_\_\_  
(print)

\_\_\_\_\_  
Disposal Facility Representative's Signature

By signature above, I certify that the information is true and correct.

ORIGINAL TO GENERATOR

CONFIDENTIAL

# TEXAS THRONE LLC

P.O. BOX 997  
PORTLAND, TEXAS 78374  
(361) 816-8979

267

## Manifest for Liquid Waste Transport and Disposal

### GENERATOR INFORMATION

Generator Name: TX THRONE

Address: FM 2725 GARRETT RD - T. WARDEN Texas  
Street City State Zip

Waste Removed From (Check One):  Chemical Toilet  Septic Tank  Other \_\_\_\_\_  
Specify \_\_\_\_\_

Quantity of Waste Removed: 1000 Gallons Waste Tank/Container Capacity: \_\_\_\_\_ Gallons

Date Waste Removed: 3/13/2019 Time Waste Removed: 9:30  AM  PM

"I certify that the information above is correct and that this waste contains no hazardous materials."

LLOYD TAYLOR  
Generator's Representative - Print Name Generator's Representative - Signature

### TRANSPORTER INFORMATION

Transporter Name: Texas Throne LLC TCEQ Transporter Registration No: 24337

Address: 340 Lema Portland, Texas 78374 Telephone: (361) 816-8979  
Street City State Zip

Quantity of Waste Transported: 1000 Gallons Vehicle Waste Tank Capacity: (Circle one)  
400 1000 1100 1500 Gallons  
2000 3200 4000 6000 Gallons

"I certify that the information above is correct and only the waste certified for removal by the Generator is contained in this waste transport vehicle. I am aware that falsification of this trip manifest may result in revocation of my waste transportation registration, criminal prosecution, and/or civil penalties."

LLOYD TAYLOR  
Transporter's Representative - Print Name Transporter's Representative - Signature

### RECEIVER INFORMATION

Waste Delivered to Disposal Facility (Check One):

City of Aransas Pass WW Treatment Plant TCEQ Wastewater Permit ID: WQ0010521002  
Ransom Road, Aransas Pass, Texas 78336 Telephone: (361) 758-7213

City of Kingsville WW Treatment Plant TCEQ Wastewater Permit ID: WQ0010696004  
2801 E Santa Gertrudis, Kingsville, TX 78363 Telephone: (361) 592-5168

City of Corpus Christi WW Treatment Plant TCEQ Wastewater Permit ID: WQ0010401005  
1402 W Broadway St, Corpus Christi, Texas 78401 Telephone: (361) 826-1868

Quantity of Waste Received: 1000 Gallons PH 7

Date Waste Received: 3/14/2019 Time Waste Received: 9:08  AM  PM

"I certify that this facility is authorized by the TCEQ to accept the waste specified under Generator Information above, that the waste was delivered by the transporter named in Transporter Information above, and that this waste has been disposed as required by the TCEQ authorization for this facility."

Robert Mender Robert Mender  
Receiver's Representative - Print Name Receiver's Representative - Signature

White - Generator

Pink - Generator Final Copy

Green - Receiver

Yellow - Transporter

Golden Rod - File Copy

## **Appendix E**

Example NOV Letters

DATE

Resturant  
Address  
Corpus Christi, TX ZIP

Subject: Notice of Violation

Dear Wastewater Utility Customer:

The City of Corpus Christi Code of Ordinances, Chapter 55, Article XVII, Maintenance and Operation of Grease Interceptors and Oil/Sand Interceptors and Article XI Commercial and Industrial Waste Disposal and Pretreatment referred to as the Ordinance, sets forth uniform requirements for users of the wastewater collection system and Publicly Owned Treatment Works of the City of Corpus Christi. It provides the City the authority to comply with all applicable state and federal laws.

Inspection of the above facility on INSPECTION DATE showed that the required Grease Interceptor pumping frequency was not being followed. This facility has a minimum grease pumping frequency of once every ninety (90) days as required in Sec. 55-220 (a) (1) and (2).

RESTAURANT is in violation of the Ordinance.

This letter serves as a Notice of Violation (NOV) and requires specific actions. This facility is required to pump out the grease interceptor at the required frequency and keep a minimum of one year's worth of pumping manifest receipts on site. If compliance is not achieved a Violation Referral Form will be forwarded to the Municipal/Environmental Court.

The City of Corpus Christi Code of Ordinances can be found at [www.cctexas.com](http://www.cctexas.com) under City Government. Please feel free to call me at (361) 826-1817 if you have any questions. Thank you for your attention to this matter.

Sincerely,

NAME  
Pretreatment Coordinator  
Utilities Department





City of  
Corpus  
Christi

UTILITIES

Maintenance  
of Lines

&

Treatment

2726 Holly Road

Corpus Christi

Texas 78415

Phone 361-826-1800

Fax 361-826-1889

Gas

4225 S. Port Ave.

Corpus Christi

Texas 78415

Phone 361-885-6900

Fax 361-853-3200

August 16, 2018

Snapka's Drive Inn  
Attn: Manager or Owner  
4760 Leopard Street  
Corpus Christi, TX 78408

Subject: **Directive regarding Grease Interceptor Repair**

Dear Wastewater Utility Customer:

Please be advised that an inspection of your facility on August 15, 2018 showed that the grease trap is in a state of disrepair. Specifically, the grease trap lid is missing and a cleanout plug is missing.

Therefore, per authority of City Code of Ordinances Section 55-141(a)(13), your facility is required to repair the interceptor within 60 days from the date of this order. The grease trap must be repaired to not allow rain water to enter.

Please be advised that failure to comply with this directive is grounds for disconnection of water service to the property without further notice pursuant to Section 55-146 of the City Code of Ordinances which states:

**Sec. 55-146. - Enforcement.**

- c) *Discontinuances of sewer and water service.* When the director finds that a user has violated or continues to violate the article, wastewater discharge permit or fails to timely respond to a directive for a remedial action plan issued hereunder, or any other pretreatment standard or requirement, he may issue a directive to the user responsible for the discharge directing that the user come into compliance within twenty-four (24) hours. If the user does not come into compliance within twenty-four (24) hours, sewer service and water service may be discontinued at the director's discretion.

Please contact me at 361-826-1868 if you have any questions regarding this matter. I am available to meet with you to discuss further.

Sincerely,

Philip DeFrancesco  
Pretreatment Coordinator  
Corpus Christi Utilities  
philipd@cctexas.com

CC: Wesley Nebgen, Assistant Director of Maintenance of Line  
John Byrum, Assistant Director of Wastewater Treatment  
Anne Marie Mickey Richardson, Utilities Systems Manager

**Appendix F**  
**Monitored Establishments**

- Plumbing Permit Application
  
- List of Monitored Establishments  
(Revised 10/9/2018)



**PLUMBING**  
**PERMIT APPLICATION**



Development Services  
2406 Leopard, Suite 100  
Corpus Christi, TX 78408  
(361) 826-3240  
(361) 826-4375 (fax)

PermitRequests@cctexas.com

(Check one)  Residential  Commercial Building Permit Application # \_\_\_\_\_

Street Address:		
Business Name:		Project Valuation:
Owner's Name	Address	Telephone #:
Contractor's Name:	Address	Telephone #:
State Contractor's License #:	Driver's License #:	Exp. Date:
Contractor's E-mail address:		
License Holder/Owner/ PRINT NAME		License Holder/Owner -SIGNATURE:
Authorized Agent:		Authorized Agent:
LOCATION OF WORK AT BUILDING SITE:		
SCOPE OF WORK: (REQUIRED):		
<b>Notes:</b>  <b>Grease Interceptors require shop drawings</b> <b>Intake 1 day review</b>  <b>Sand Trap/Oil Sand Separator require drawings</b> <b>Intake day review</b>  <b>Storm Drain require shop drawings</b> <b>Intake 1 day review</b>  Minimum permit fee..... \$80	General Permit Fee	
	½ fee (Non-Profit Organization)	
	Processing Fee (Residential) 25%	
	Processing Fee (Commercial) 40%	
	Total Fee to be Paid	
	Date:	
	Processed by:	
<b>Final Inspections are required to close permit.</b>	<b>Final Inspection Date:</b>	

## List of Monitored Establishments

The following pages present a listing of monitored establishments maintained within the FOG database. This listing will vary as new facilities are constructed or existing facilities no longer are in business. The most up to date listing will reside with the Pretreatment Coordinator. The FOG software and database contain the following information for each FSE:

- Establishment Name
- Account Number
- Type of establishment (seafood, chicken, pizza, etc.)
- Block, Street, City, Zip Code
- Owner/Manager
- Mailing Address
- Phone
- Inspection Date
- BOD Results
- TSS Results
- FOG Results
- Grease Trap Size (gallons)
- NOV (date, certified mail number)
- Sample
- Grease Hauler (Name, contact, address, insurance, TCEQ registration, City permit number)

Item	Establishment Name	Address	Street	Location ID
1	7 Eleven	5175 I-37		136018
2	7 Eleven	1541 SPID		108326
3	7 Eleven	5175 IH 37		136018
4	7 eleven	6101 Ocean		16980
5	7 Eleven	5602 S Padre Island Dr		210012
6	7 Eleven	3955 S Padre Island Dr		156564
7	7 Eleven	6302 Saratoga		46126
8	7-Eleven	4754 Padre Island Dr		156484
9	Advanced Auto Parts	4444 Ayers		73556
10	Agua Java	316 Williams		111698
11	Aka Sushi	5301 Everhart		156680
12	Aka Sushi Japanese Rest	415 Water		111594
13	Alexanders Steak House	5013 Everhart		12546
14	Al's Tacos	5858 Padre Island Dr		18968
15	Ameripride Ambulance Service	502 McCampbell		5650
16	Amigo's Bakery	5702 Staples St suite D 01		396980
17	Amy Hadaway	1021 Airline		19726
18	Ancient Mariner	4301 Alameda		152192
19	Andy's Country Kitchen	5802 Staples		045544
20	Angelo's Pizza	3619 Staples		137074
21	Ann's Pantry	5857 Leopard		137438
22	AppleBee's	6691 Padre Island Dr		295882
23	Arby's Roast Beef #5865	4811 Staples		7634
24	Asian Cafe	2233 Airline		18364
25	Asian Cafe	5606 Everhart		70140
26	Astor	5533 Leopard		137308
27	Atomic Omelette	6313 Wooldridge		421435
28	Ayala's	5416 Everhart		84386
29	Ayers Plaza	4918 Ayers		373918
30	B and J's Pizza	6662 Staples		402078
31	Bair's Den Inc	5712 Gollihar		20352
32	Bamboo Garden	1220 Airline		6656
33	Bamboo Garden Counter	1220 Airline		391390
34	Banda Seafood	2721 Port		10054
35	Bangkok Star	13923 SPID		522429
36	Bar B Q Man	4931 Interstate 37		122736
37	Barnes & Noble	5129 Blanche Moore		79040
38	Bay Area Cyclery	6024 Padre Island Dr		25326
39	Bayfront Classic American Diner	622 Water		107022
40	Bayou Grill	3741 Alameda		160838
41	BBVA Compass Bank	5201 Padre Island Dr		79348
42	Beachside Market	503 Burleson		169968
43	Beamer's Pizza & Burgers	5425 SPID		78880
44	Beefy Barbacoa	10302 Leopard		128776
45	Bella Luna Downtown	429 Schatzell		111876
46	Bernard's	321 Lawrence		111656

Item	Establishment Name Address Street Location ID
47	Bibeau's Restaurant 4506 Baldwin 90308
48	Big Daddy's BBQ 4706 Corona 156674
49	Big Sams 10514 Leopard 147548
50	Bill Miller BBQ 3942 US Hwy 77 243268
51	Bill Miller BBQ #30 4946 Ayers 001330
52	Bill Miller BBQ #31 4940 Leopard 135884
53	Bill Miller BBQ #32 7102 Padre Island Dr 25076
54	Bill Miller BBQ #33 1240 Port 31208
55	Bill Millers BBQ 4785 Saratoga
56	Bill Miller's BBQ 4785 Saratgoa
57	BJ's Brewhouse 5037 S Padre Island Dr 454568
58	Black Diamond Oyster 7202 Padre Island Dr 25088
59	Blackbeard on the beach 3117 Surfside 165004
60	Black-Eyed Pea 4833 Padre Island Dr 78882
61	Blue Swan Deli 320 Williams 111694
62	Boardwalk Caf 706 NAS 179088
63	Boat & Net 1411 Port 010012
64	Boat & Net #10 3808 Staples 116516
65	Boat & Net #2 4818 Kostoryz 110328
66	Boat & Net #3 3022 Leopard 121796
67	Boat & Net #4 621 NAS 188450
68	Boat & Net #6 4431 Greenwood 101524
69	Boat House 15241 Leeward 190106
70	Boat N Net #7 9772 Leopard 129498
71	Bonita's Tacos 2261 Loritte 38588
72	Bottomless Pit BBQ & Catering 2815 Leopard
73	Bowlero 6116 Ayers 66510
74	Brewster St. Icehouse 1724 Tancahua 114972
75	Brunis Restaurant 6109 McArdle 24964
76	Bubbas 33 1921 SPID 109786
77	Bucky's Navigation Inc 5124 Up River 135914
78	Buenos Diaz Tacos 3505 Leopard 121908
79	Buffalo Wild Wings 2001 SPID 366804
80	Buffet King 4951 Ayers 1308
81	Bull Chicks 1805 Padre Island 380062
82	Burger King 13433 Up River 230814
83	Burger King 309 Interstate 37 107192
84	Burger King 5288 Old Brownsville 413936
85	Burger King 1124 Waldron 431096
86	Burger King Crosstown 3941 Crosstown 291222
87	Burger King Saratoga 6610 Saratgoa 405948
88	C&C Mey Restaurant 3710 US HWY 77 144392
89	Cafe Maya 2319 Morgan 2792
90	Cancun 4252 S. Alameda 152266
91	Cancun Mexican Rest 6314 Yorktown 430844
92	Cancun Seafood Bar and Grill 11862 Hwy 361 190768

Item	Establishment Name Address Street Location ID
93	Capri Restaurant 2902 Shoreline 165258
94	Carniceria Hidalgo 2702 Dunbar 10534
95	Catfish Charlies 5830 McArdle 19656
96	CC Brewery 405 Chaparral 231670
97	CC Country Club 6300 Everhart 5690
98	CC Nursing & Rehab 2735 Airline 398794
99	CC Town Club 800 Shoreline 107044
100	CC Yacht Club 98 Cooper's Alley 111526
101	Cecil's BBQ 1713 Staples 167578
102	Cedarstone Plaza 6410 Weber 78058
103	Chacho's Tacos 3700 Ayers 29114
104	Chacho's Tacos 749 Horne 93586
105	Chacho's Tacos #2 1321 Ayers 167874
106	Chat & Chew 4201 Leopard 90394
107	Cheddar's 5855 Padre Island Dr 25246
108	Chicken Express 3014 Cimarron 416488
109	Chicken Express 4633 Staples 7628
110	Chick-Fil-A 4946 Staples
111	Chick-Fil-A #230 5740 Padre Staples Mall 169204
112	Chick-Fil-A #597 4741 Padre Island Dr 156618
113	Chili's 5542 S Padre Island Dr 169282
114	Chili's Northwest 4120 US Hwy 77 143898
115	China Bear 10514 Leopard 373330
116	China Garden 4101 S Padre Island Dr 156488
117	China Harbor 4462 Ayers 73554
118	China Wall 3802 US HWY 77 144390
119	Chipolte 4938 Staples 456178
120	Christi Services 5520 Everhart 70144
121	Christina's 2317 Ayers 9144
122	Christus Spohn South 5902 Saratoga 565
123	Chuck -E- Cheese 5118 Staples 75510
124	Church's Chicken #1 3140 Gollihar 71122
125	Church's Chicken #2 2815 Ruth 62498
126	Church's Chicken #3 2906 Ayers 8728
127	Church's Chicken #4 735 Lum 20314
128	Church's Chicken #5 5149 Weber 156572
129	Church's Chicken #6 10101 SPID 184554
130	Church's Chicken #7 3502 Leopard 121918
131	Church's Chicken #9 4901 Greenwood 94000
132	Chuy's Tex Mex 5933 Padre Island
133	Ci Ci's Pizza #2 4102 Staples 29454
134	CiCi's Pizza 4101 US Hwy 77 146310
135	CiCi's Pizza 4918 Ayers 392068
136	CiCi's Pizza 1502 Airline 401706
137	Circle K #2165 4747 Alameda 30194
138	Circle R B B-Q 602 NAS 187964

Item	Establishment Name Address Street Location ID
139	Citko's 2756 Santa Fe 171330
140	City Bakery 810 19th 28126
141	Claudia's Mexican 4018 Weber 162736
142	Club Cheetah 6425 Padre Island Dr 17202
143	Coffee Waves 5738 Alameda 16194
144	Commerce Office Park 4455 Padre Island Dr 156316
145	Cool Sips 4839 Staples 7640
146	Copperfield Center 5700 Staples 45498
147	Corner Bakery 4938 Staples 424554
148	Corpus Donuts & Barbacoa 4425 Kostoryz 71120
149	Country Store 15541 SPID 190986
150	Cracker Barrel 4922 Padre Island Dr 156460
151	Crawdaddy's 317 Mesquite 237690
152	Crawdaddy's 414 Starr 107280
153	Crawdaddy's #2 1645 Airline 18288
154	Czech Mex Bakery 711 Caranchua
155	Daddyo's 3421 SPID 112578
156	Dairy Queen 6169 Saratoga 447434
157	Dairy Queen #1 11101 Leopard 143464
158	Dairy Queen #10 5905 McArdle 25396
159	Dairy Queen #4 5002 Greenwood 94032
160	Dairy Queen #8 3606 Ayers 29052
161	Dana's On the Island 14430 State Hwy 361 190768
162	Daniela's 4258 Baldwin 98858
163	Daryl's Steak House 101 Shoreline 107868
164	Denny's #6179 4918 Padre Island Dr 168786
165	Denny's #6759 3921 US Hwy 77 144520
166	Denny's Restaurant #6177 5165 Interstate 37 136178
167	Dentoni's Pizza 415 Williams 111918
168	Diamond Shamrock #1508 7102 Padre Island Dr 25090
169	Dickey's BBQ 4037 Saratoga 439220
170	Dock's Sandwich Shop 2009 Staples 170732
171	Doc's 13309 SPID 189960
172	Domino's Delivery 2222 Airline 18328
173	Domino's Pizza #6750 2749 Staples 24494
174	Domino's Pizza #6752 3812 Staples 116518
175	Domino's Pizza #6755 11217 Leopard 142624
176	Domino's Pizza #6756 5983 Williams 87432
177	Domino's Pizza #6758 2602 Waldron 186026
178	Don Pedros 5433 Staples 84728
179	Donut Palace 5117 Weber 156526
180	Donut World 2317 Ayers 9144
181	Dos Comales 227 Water 111696
182	Dos Palms 338 NAS 187702
183	Doughnut Hole 1712 Ayers 168154
184	Drunkn' Noodlez 4214 S Alameda 152218



Item	Establishment Name Address Street Location ID
185	Eddie's Bakery & Rest 4810 Kostoryz 110316
186	Egg Roll Express 4222 Ayers 73506
187	Eirnies 4360 Alameda 152280
188	El Caporal 4450 Greenwood 101604
189	El Charro 4105 Agnes 98568
190	El Gallo de Jalisco 10329 SPID 184156
191	El Gavilan 3005 Agnes 100210
192	El Guapo'S Taqueria 4418 Prescott 74058
193	El Jalisciense 7114 Saratoga 519643
194	El Jinete 2124 Waldron 185260
195	El Mesquite BBQ 1653 Airline 18292
196	El Mexicano 5650 Leopard 137494
197	El Mexicano Food Products 103 Old Robstown 393686
198	El Mocajete 5817 Weber 83080
199	El Palenque Restaurant #3 628 Old Robstown 40788
200	El Patio Rest. 1005 Third 153962
201	El Pollo Tex 4009 Padre Island Dr 156558
202	El Potro 6085 Weber 83148
203	El Riconcito 2 4025 Prescott 101770
204	El Rodeo de Jalisco 103 Old Robstown 124008
205	El Rodeo Jalisco 126 Staples 134690
206	El Sol De Mexico 3511 Staples 136806
207	El Taco Grande 711 Staples 106332
208	El Tapatio 13941 Northwest 145128
209	Elements 4223 Alameda 152170
210	Elotes Y Trolelotes 3154 Morgan 40176
211	Enriques Rest 5230 Kostoryz 112538
212	Eva Alvarado Agnes 63006
213	Eva Alvarado 14493 SPID 231392
214	Everhart Park 6601 Everhart 47768
215	Executive Surf Club 309 Water 111686
216	Fajitaville 221 S. Hotel 254230
217	Fast Breakers 10514 Leopard 147548
218	Fast Eddy's 5408 Everhart 84388
219	Feliz Almanecer 4551 Violet 127646
220	Fermin's 3922 US Hwy 77 144542
221	Fiesta Mexicana Restaurant 2331 Agnes 61986
222	First National Bank 10501 Leopard 139640
223	Five Guys Burgers 5425 Padre Island Dr 438008
224	Five Points Station 13434 Leopard 144240
225	Flint Hills Office Building
226	Flip N Burgers 711 Caranchua
227	Floyd's Rest 9502 SPID 177322
228	Fondo del Angel 3329 Leopard 40752
229	Frank's Cafeteria 3787 Leopard 99030
230	Frank's Spaghetti House 2724 Leopard 104862

Item	Establishment Name Address Street Location ID
231	Frank's Tacos 1701 Agnes 11194
232	Freebirds Burritos 5425 Padre Island Dr 78874
233	Fridays Poets 4825 Saratoga 47748
234	Frost Natl Bank 701 Water 107098
235	Fuddruckers 1949 SPID 364918
236	Furr's Cafeteria #194 4331 Padre Island Dr 156412
237	Fuzzy's Taco Shop 6646 Staples 417968
238	Gaetano's 1002 Santa Fe 153968
239	Garcia Mexican Cantina 6418 Staples 387742
240	Garden Estates 2709 Cimarron 53194
241	Garden Estates of CC 2709 Cimarron 53194
242	Gates Donuts 4417 Alameda 1886
243	Gateway Center 10338 SPID 189162
244	Gatti Town 5513 Saratoga 380206
245	Genghis Grill 5633 Padre Island Dr 25286
246	Golden Chick 3138 SPID
247	Golden Chick 3138 Padre Island
248	Golden Corral 5901 Padre Island Dr 25240
249	Golden Crown Inn 2739 Staples 24484
250	Golden Crown Rest 6601 Everhart 47762
251	Good & Crisp Chicken 4934 Gollihar 169474
252	Good-N-Crisp 14601 SPID 347386
253	Good-N-Crispy 4101 US Hwy 77 146328
254	Grandmas Gorditas 3250 Morgan 40184
255	Granny's Tamales 9804 Leopard 129504
256	Granny's Tamales 3131 McArdle
257	Green Papaya 4455 Padre Island Dr 156310
258	Grounded 14254 SPID Suite 109 416520
259	Grub Burger Bar 4902 Staples
260	Guti's Lunch Box 606 Carancahua 134434
261	Gyro Express 711 Caranchua
262	H.E.B. Plus Saratoga 392100
263	Habeeb Square 6341 Padre Island Dr 17302
264	Hacienda Vieja 4301 Staples 7656
265	Hamlin Pharmacy 3801 Staples 162740
266	Happy Buddha #1 3602 Leopard 121946
267	Harbor View 1314 Third 154742
268	Hard Knocks 5862 Everhart 229848
269	Harrison's Landing 108 Peoples
270	Hau T'ai Restaurant 3133 Alameda 151298
271	HEB 3303 Port 10462
272	HEB 1145 Waldron 361700
273	HEB # 3 3502 Leopard 121914
274	HEB #1 4444 Kostoryz 74508
275	HEB #11 4135 Ayers 38746
276	HEB #12 5801 Weber 831241

Item	Establishment Name Address Street Location ID
277	HEB #13 5425 Padre Island Dr 78856
278	HEB #204 1024 SPID 184172
279	HEB #4 4737 Saratoga 47738
280	HEB #5 11115 Leopard 147074
281	HEB #6 4320 Alameda 152258
282	HEB #7 3133 Alameda 151304
283	HEB Bakery 201 McBride 98162
284	Herman Solis Mexican Restaurant 5409 Leopard 137286
285	Hermanos Solis 103 Old Robstown 124008
286	Hester's 1714 Alameda 133676
287	Hi Ho Restaurant 3703 Morgan 64540
288	Hibachi Grill 5274 Staples 75518
289	Hilario Gonzales 6410 Weber 78066
290	Homewood Residence 6410 Meadowvista 173450
291	Hong Kong Express 6201 Padre Island Dr 17318
292	Hooters 4551 Padre Island Dr 156368
293	Hornsby's seafood 2202 Agnes 91366
294	House of Burgers 1645 Airline 18288
295	Howards BBQ 1002 Antelope 114692
296	Howard's BBQ 10210 SPID 187648
297	Hu Dat 14017 Northwest 416662
298	Hu Dat Noodle 6418 Staples 386100
299	HuDat 3403 SPID 442148
300	Hunan Express 5997 Williams 87438
301	Hunan Express #1 10421 SPID 184130
302	Hunan Express #3 5502 Everhart 70134
303	Huntington Square 6537 Staples 76116
304	Hurb's 705 Chaparral 107248
305	Hurb's 10460 Interstate 37 289198
306	Hurb's 6410 Weber 385150
307	Hygeia Dairy 5330 Hygeia 94836
308	IHOP 2037 SPID 311400
309	IHOP 5202 Padre Island Dr 168974
310	Imperial Caf 5702 Staples 45504
311	INT Construction (Snow Balls) 7114 Saratoga 242594
312	Island Building 14493 SPID 191004
313	J H W Inc 605 Mesquite 107414
314	Jack in the Box 3155 SPID 112514
315	Jack in the Box 1238 Waldron 184452
316	Jack in the Box 1502 Airline 426334
317	Jack in the Box 6505 Everhart 435380
318	Jack in the Box #4729 10602 Interstate 37 289746
319	Jack's Dinner Bell 75 Parkdale Plaza 155856
320	Jalisco Bakery 822 Port 31844
321	Jalisco Meat Market 2763 Staples 24506
322	Jalisco Supermarket 1101 S. Port 39996

Item	Establishment Name Address Street Location ID
323	Janet's Bakery 534 Old Robstown 40956
324	Janet's Cakery 5880 Everhart 76312
325	Jason's Deli #1 1416 Airline 25362
326	Jason's Deli #2 5325 Saratoga 76106
327	Jen Jyr's Tacos 2827 Port 10070
328	Joe's Comidas 5488 Padre Island Dr 169274
329	Joe's Crab Shack 444 Shoreline 111528
330	Joe's Crab Shack 5025 Padre Island Dr 78916
331	Joe's Pitt Smoke BBQ 4734 Ayers 80426
332	Johnny Carino's 1652 SPID 232318
333	Johnny J's Place 711 Caranchua
334	Johnny's Food To Go 521 Old Robstown 99126
335	Johnny's Good Eats 5611 McArdle 20172
336	Jolly Pelican 15202 Windward 190162
337	Julios Easy Stop 5945 Greenwood 271798
338	Jullian's BBQ 1818 Baldwin 557939
339	K & K Wholesale 3102 Baldwin 89276
340	K Bobs 14526 Northwest 278936
341	Katz 21 5702 Spohn Drive 230148
342	K-Bob's Steak House 4153 US Hwy 77 146336
343	KFC #51 2202 Gollihar 74080
344	KFC #54 11153 Leopard 143446
345	KFC #56 2111 Staples 171050
346	KFC #58 5633 Saratoga 230394
347	Kiko's 5514 Everhart 70152
348	King Donut 4810 Holly 70176
349	King Seafood 3315 Baldwin 63146
350	Knucklehead's 819 Broadway 114494
351	Kobe Restaurant 5134 Carroll 112610
352	Kohl's Center 6418 Staples 381744
353	Kohl's Center B 5638 Saratoga 379868
354	Korea House 3822 Staples 116530
355	Kountry Boy Kitchen & Catering 10501 Leopard 139644
356	Kuzina Mediterranean Grill 3801 Saratoga 409158
357	La Costenita 4217 Leopard 135232
358	La Escondida 4217 Agnes 97828
359	La Frutera 2322 Airline
360	La Iguana #3 10442 Leopard 128872
361	La Jaiba 5922 Staples 393726
362	La Jaivita #2 3202 Prescott 2046
363	La Malinche 702 Port 31824
364	La Michoacana 4214 Ayers 73502
365	La Michoacana 3829 Crosstown 272452
366	La Michoacana 5250 Everhart 79312
367	La Michoacana 5250 Everhart 79312
368	La Palma Mexican Rest. 9729 SPID 184194

Item	Establishment Name Address Street Location ID
369	La Paya Bar & Grill 9605 SPID 378144
370	La Playa 4201 S Padre Island Dr 156448
371	La Playa 7118 Padre Island Dr 25080
372	La Playa Saratoga 5017 Saratoga 396982
373	La Providencia 3251 Baldwin 63154
374	La Ribera 1602 Morgan 27632
375	La Tapatia 4521 Ayers 88092
376	Lady Lex Museum 2914 Shoreline 165292
377	Laguna Reef 4242 Laguna Shores 409516
378	Land & Sea 9301 Leopard 130618
379	Landry's Seafood And Steak House 600 Shoreline 107028
380	Las Espuelas 1620 Padre Island 364538
381	Las Milpas 901 Navigation 122850
382	Las Milpas 3036 Port 3278
383	Las Milpas 3833 Saratoga #117 404936
384	Las Milpas 901 Navigation
385	Las Ollas Restaurant 5842 Leopard 137450
386	Las Palmas 711 Caranchua
387	Las Palmas Express 5858 Padre Island Dr 83062
388	Laura's Kitchen 2202 Agnes 91366
389	Leo'S Rest 10137 Leopard 128070
390	Leo'S Taqueria 4741 Kostoryz 792
391	Lila's 558 Old Robstown 40546
392	Lila's Restaurant 3940 Leopard 99260
393	Linda's Mexican Rest 4033 Gollihar 174420
394	Liquid Town 4135 Alameda 29290
395	Liquid Town 5009 Saratoga 367160
396	Liquid Town # 8 4139 Alameda 29286
397	Lisa's Taqueria 1302 Staples 154924
398	Little Caesars 5717 Saratoga Suite 101 429114
399	Little Caesar's 3801 Saratoga 409134
400	Little Caesars 10309 SPID 184148
401	Little Caesars Pizza 1220 Airline 315660
402	Little Caesar's Pizza 2744 Staples 133530
403	Little Caesars Pizza #2 4208 Ayers 73494
404	Little Caesars Pizza #4 11262 Leopard 131262
405	Little Ceasar's Pizza #8 3301 Baldwin 63148
406	Loaves & Fishes 1906 Leopard 97524
407	Logan's Roadhouse 5057 Padre Island Dr 78926
408	Lola Peach Fruit Hub & Café 3823 Staples 162746
409	Long John Silver's 3602 Mueller 121942
410	Long John Silver's #5016 5939 Ayers 73562
411	Long John silver's #5598 4831 Staples 7644
412	Longhorn Restaurant 4535 Padre Island Dr 156356
413	LongJohnSilver's saratoga 5617 Saratoga 293066
414	Los Altos 3310 Port 8476

Item	Establishment Name Address Street Location ID
415	Los Altos 5212 Weber 156592
416	Los Laureles 2754 Port 2658
417	Lou's Landmark Saloon 5101 Leopard 98016
418	Luby's Cafeteria #1 3217 Alameda 151330
419	Luby's Cafeteria #2 1090 Padre Staples Mall 169264
420	Luby's Cafeteria #3 1510 Padre Island 94038
421	Luby's Cafeteria #3 1510 SPID 94038
422	Luby's Cafeteria #4 5730 Saratoga 45440
423	Luciano's 1821 Alameda 139096
424	Lucky House 601 Shoreline 107916
425	Lumpia House 2124 Waldron 185260
426	Macaroni Grill 5133 Padre Island Dr 79350
427	Mac's BBQ 4354 Alameda 152268
428	Maggie's Pizza 5334 Everhart 79304
429	Magnolia's 1301 Chaparral 115228
430	Malek Inc Rest & Light Com 2702 Leopard 104858
431	Mama Mia's 128 Mesquite 111946
432	Mama Sita's 3014 Surfside 165310
433	Mamma Maria's 6013 Weber 83154
434	Mao Tai 4601 Padre Island Dr 156602
435	Marbella Inc 1002 Chaparral 107184
436	Marco & Co. Catering 525 Staples 102
437	Maries 2751 Port 10054
438	Maries 4705 Kostoryz 762
439	Market @ Timbergate 6646 Staples 45666
440	Marroquin Tortilla 2737 Greenwood 89066
441	Maverick Restaurant Corp 2402 Gollihar 73554
442	Maya's 4705 Kostoryz 762
443	McAlisters 5801 Saratoga 393682
444	McDonalds 1610 SPID 361748
445	McDonalds 1522 Rodd Field 361484
446	McDonalds 7522 Staples 377454
447	McDonald's #1 4101 Leopard 90396
448	McDonalds #10718 3745 Staples 37230
449	McDonalds #10783 5560 Padre Island Dr 169278
450	McDonalds #12523 2222 Staples 139294
451	McDonalds #16606 1229 Waldron 184206
452	McDonalds #2 11202 Leopard 131342
453	McDonalds #2411 4102 Port 38712
454	McDonalds #27355 6306 Saratoga 238550
455	McDonalds #4 4730 Alameda 163156
456	McDonalds #6516 4031 Saratoga 78042
457	McDonalds #7801 3211 SPID 112544
458	McDonalds #7849 2021 Morgan 003096
459	Mechanic Shop 4538 Kostoryz 110218
460	Mediterranean Rest 5405 Everhart

Item	Establishment Name Address Street Location ID
461	Mesquite St. Pizza & Pasta 617 Mesquite
462	Mi Casa Restaurant 14617 Northwest
463	Mi Chiquita Bakery 521 19th 62394
464	Mi Ranchito* 6116 Ayers 66522
465	Miller BBQ #1 10305 Leopard 128264
466	Millers BBQ 6601 Weber 368622
467	Mimi's 15605 SPID 190060
468	MO Meaux's Kitchen 1933 SPID 137324
469	Mole 6042 Padre Island Dr 25308
470	Mona Garza 1116 Leopard 114856
471	Money Box Center 5656 Weber 385498
472	Monicas Mexican Restaurant 10137 Leopard 128070
473	Montana Mike's 6542 Staples 393668
474	Moody's Quality Meats 4703 Alameda 30236
475	Moody's Quality Meats 4705 Alameda 30234
476	Mostaghasi Ent. 3403 SPID 112576
477	Mr. Gs BBQ 4701 Interstate 37 122302
478	MS Express 4301 Kostoryz
479	My Favorite Muffin 3920 SPID #202 425076
480	My Favorite Muffin 3264 Alameda 154630
481	My Favorite Muffin 6418 Staples 238566
482	Nanos #2 4722 Holly 156724
483	Natl Adult Day Care 619 Staples 122
484	Nemo's 14414 Whitecap 192142
485	New China Express 4110 Port 38710
486	New China Restaurant 4101 US Hwy 77 371036
487	New York Joe's 5717 Saratoga Suite 105 429118
488	New York Pizza 5838 Staples 45532
489	Niko's Steakhouse 5409 Saratoga 396850
490	Nolans 2330 Airline 46322
491	Nolan's 14101 Northwest 384700
492	Noodle House 5714 McArdle
493	Norma's Fruit 4737 Kostoryz 000798
494	Northwest Plaza 14902 Trinity River 365026
495	Nueces County Annex 745 Padre Island 98516
496	Nueces County Courthouse 901 Leopard 135054
497	Oak Village Strip Cntr 5230 Kostoryz 112532
498	Off the Bay Café 2033 Airline 380014
499	OFLP Properties LTD. 5802 S. Staples St. 45542
500	Oil Patch Petroleum 5220 Ayers 94812
501	OI Steakhouse Company 4307 Avalon 152116
502	Ole Cafe 4602 Leopard 135548
503	Olive Garden #165 5258 S Padre Island Dr 168986
504	On The Border #32 5117 Padre Island Dr 78930
505	Ophraka's 6410 Weber 78072
506	Oriental Express 5858 Padre Island Dr 83046

Item	Establishment Name Address Street Location ID
507	Origami Japanese 1220 Airline 6652
508	Osaka 528 Gordon 151598
509	OutBack Steak House 4221 Padre Island Dr 156452
510	Padre Commons Plaza 1502 Airline 399366
511	Padre Island Burger Co. 14414 Hwy 361 281156
512	Padre Island Country Club 14353 Commodore 190080
513	Padre Island Yacht Club 14493 SPID 194704
514	Padre Pizzeria 14493 Padre Island 191010
515	Padre Station 14457 SPID 274454
516	Panda Express 6153 Saratoga 447430
517	Panda Express 4119 Staples 439504
518	Panjo's Pizza Parlor 1320 Airline 25386
519	Papa Johns Pizza 10338 SPID 189162
520	Papa Murphy's 5017 Saratoga 294548
521	Pappa Johns Pizza #2647 4037 Saratoga 362864
522	Pappa Johns Pizza Evht. 522 Everhart 29262
523	Paradise Billiards 5141 Oakhurst 279756
524	Passport Seafood 5702 Staples 45506
525	Pasta Works 5425 Padre Island Dr 78850
526	Pena's Meat Market 3114 Morgan 40226
527	People's Rest 6729 Padre Island Dr 405006
528	People's Restaurant 9738 Up River 396678
529	Pepsi Bottling 1425 SPID 108312
530	Peter Piper Pizza 6193 Saratoga 443278
531	Pete's Chicken 4101 Port 38538
532	Pete's Chicken Staples 4128 Staples 29438
533	Pete's Chicken-N-More 6502 Yorktown 413378
534	Pico'S 9840 Leopard 129540
535	Pier 99 2822 Shoreline 165256
536	Pizza Hut 3657 Leopard 121986
537	Pizza Hut 4101 US HWY 77 146334
538	Pizza Hut 4001 Saratoga
539	Pizza Hut 3715 Leopard 99018
540	Pizza Hut # 81 4815 Saratoga 47756
541	Pizza Hut #1 2120 Staples 139290
542	Pizza Hut #64 4414 Ayers 73564
543	Pizza Hut #65 5201 Everhart 156436
544	Pizza Hut #67 10702 Leopard 147612
545	Pizza Hut #68 10525 SPID 183952
546	Pizza Hut #70 4815 Staples 7636
547	Pizza Hut #82 3821 Staples 162744
548	Pizza Hut #83 5933 McArdle 25408
549	Pizza Hut #84 6537 Staples 76122
550	Pizza State 6133 Ennis Joslin 16986
551	Plaza Del Sol 5301 Everhart 156678
552	Popeyes 6829 Padre Island Dr 21004



Item	Establishment Name Address Street Location ID
553	Popeye's 1125 Port 39978
554	Popeye's 6141 Saratgoa 447326
555	Popeye's 4501 Weber 34500
556	Popeye's Chicken 5009 Greenwood 94034
557	Popeye's Everhart 5701 Everhart 83840
558	Popeye's Northwest 13613 Northwest 144914
559	Popeye's Port 1125 Port 39978
560	Portabella Italian Grill 430 SPID 391668
561	Praya Chao 5488 Padre Island Dr 169220
562	Prescott Mear Market 4414 Prescott 74054
563	Price's Chef 1800 Alameda 133658
564	Promenade Plaza 1220 Airline 6662
565	Pueblo Park Mall 4543 Padre Island Dr 156348
566	Quinta Caporales Meat Market 3002 Port 3602
567	Quizno's NW Blvd 13605 FM 624 144918
568	Quizno's Subs 5601 Padre Island Dr 25280
569	Radisson Hotel 3200 Surfside 165330
570	Recio's 3150 Alameda 151164
571	Red Lobster 5825 Padre Island Dr 25242
572	Regal Plaza (La Playa) 5017 Saratoga 254548
573	Reparo Taquito 833 Airline 373526
574	Restaurante Guerras 1901 Baldwin 366918
575	Richter Baking Co 2001 Ayers 171084
576	Ricky's Mexican Restaurant 528 Gordon 151598
577	Rigatoni's 10501 Leopard 218550
578	Rios Sports Bar 2104 Leopard 97540
579	River Court Center 14017 Northwest 289140
580	RoadHouse Inn 11223 Up River 127662
581	Rod-n-Rolls 14017 Northwest 416660
582	Ropers Night Club 4653 Everhart 155120
583	Rudy's Texas BBQ 6101 Padre Island Dr 25304
584	Ruiz Tamales 422 14th 11218
585	S & J Bakery 9802 Leopard 129494
586	Sabarro Inc 5858 Padre Island Dr 83060
587	Saigon Rest 5625 Saratoga 405802
588	Sakura 5017 Saratoga 391410
589	Salinas Catering 1421 Agnes 11146
590	Salinas Catering leopard 2515 Leopard 40612
591	Saltwater Grill 2401 Cimarron 437798
592	Sam Hausman Meats 4261 BEACON 98754
593	Sam Hausman Pearse 2341 Pearse 38496
594	Sam's Club 4949 Greenwood 94026
595	San Bao 511 Lawrence 111988
596	San Luis Restaurant 2110 Laredo 91308
597	Sandi's Dinner 704 Ayers 133770
598	Sandra's Custom Cakes 7009 Staples 409076

Item	Establishment Name Address Street Location ID
599	Sangs Imperial Caf 4650 Corona 156430
600	Santa Fe Plaza 3801 Saratgoa 389662
601	Santa Fe Station 2806 Santa Fe 171326
602	Santa Rosa 2722 Staples 133230
603	Saratoga Oaks 4807 Saratoga 47746
604	Saratoga Station 6000 Staples 293068
605	Schlotzky's #1 5805 Weber 83136
606	Schlotzky's #2 11326 Leopard 131410
607	Schlotzky's #3 4218 Alameda 152220
608	Schlotzky's #4 615 Leopard 135090
609	Scuttlebutts 14254 SPID 190048
610	Sea Island Shrimp House 5425 Padre Island Dr 78934
611	Seafood Express 10733 Leopard 139720
612	Senior Care River Ridge 3922 River 144936
613	Senior Jaime's 4615 Everhart 155136
614	Shipley's Donut Shop 4701 Padre Island Dr 156612
615	Shipley's Donuts 5625 Saratgoa 405800
616	Shopping Center 3833 Saratoga 3833 Saratoga 404918
617	Shuck-A-Peel 1620 SPID 371692
618	Silverado Smokehouse 4522 Weber 373982
619	Sirloin Stockade 5425 Padre Island Dr 78878
620	Skid-O-Kan 622 McBride 274986
621	Small Planet Inc 3812 Alameda 164078
622	Small Planet Suite 30 3941 Alameda 164062
623	Smith DeMert 4402 Crosstown 74078
624	Smokey's Southern BBQ 5401 Staples 84742
625	Smokie G Inc 511 Starr 107392
626	Smoothie King 5366 McArdle
627	Smoque Street 1332 Staples 154946
628	Snapkas Drive Inn #2 4760 Leopard 122728
629	Snapkas Drive Inn 3 4434 Weber 162602
630	Snappy Food Mart 7125 Staples 232470
631	Snoopy's 13313 SPID 189968
632	Sol de Mexican #2 4425 Alameda 1894
633	Solis Restaurant 3122 Baldwin 81070
634	Solis Restaurant #2 470 Old Robstown 236334
635	Sonic 6414 Saratgoa 238564
636	Sonic #3 Flour Bluff 10542 SPID 189178
637	Sonic Drive Inn 6417 Weber 367158
638	Sonic Drive Inn 4534 Leopard 135536
639	Sonic Drive Inn #2 3500 Ayers 28998
640	Sonic Drive Inn #3 11121 Leopard 143456
641	Sonic Drive Inn #4 4801 Staples 230424
642	Sonic Drive Inn #4609 14401 SPID 369902
643	Sonic Drive Inn #4659 13913 Northwest 369920
644	Sonic Drive Inn #5 6557 Staples 361300

Item	Establishment Name Address Street Location ID
645	Sonja's 424 Chaparral 111636
646	Sonny's 4066 Port 38708
647	Souper Salad 5425 Padre Island Dr 78872
648	South Beach Bar & Grill 213 Chaparral 108054
649	South Coast Plaza 1620 SPID 231748
650	South Pacific Ent 330 Cantwell 97940
651	Southern Charm 2426 Rand Morgan 129084
652	Southside Barbacoa 5894 Everhart 76328
653	Southside Barbacoa and Yoshi combined 5894 Everhart 76328
654	Sparkling City Comedy 5858 Padre Island Dr 83054
655	Sprouts 1440 Airline 25348
656	Staples Food Mart 3201 Staples 12200
657	Staples St. Market 7626 Staples 393548
658	Starbucks 5601 Padre Island Dr 375918
659	Starbucks 3738 Staples 267002
660	Starbuck's 5630 Saratoga 427648
661	Starbuck's 5630 Saratoga Blvd. 427648
662	Stinger's Coffee 1304 Airline 25402
663	Stinger's Coffee 5702 Staples St. 273294
664	Stone Ridge Sh Center 14241 Northwest Blvd 393760
665	Stripes 2002 Morgan 232368
666	Stripes 301 Interstate 37 107070
667	Stripes 14526 SPID 190758
668	Stripes 9602 SPID 416716
669	Stripes 15302 SPID 190764
670	Stripes 5701 Everhart 83838
671	Stripes 2022 Rodd Field 260636
672	Stripes 5939 Padre Island Dr 25252
673	Stripes 7502 Staples 362750
674	Stripes #2136 15233 SPID 190740
675	Stripes #2204 6346 Yorktown 416584
676	Stripes #2213 6801 Everhart 413112
677	Stripes #2221 6814 Weber 413120
678	Stripes #2401 1303 Third 154756
679	Stripes #5216 5425 Old Brownsville
680	Subway 711 Caranchua
681	Subway 1202 Chaparral 115248
682	Subway 3701 Leopard 122018
683	SUBWAY 11101 Leopard
684	Subway 4101 I-69
685	Subway 526 Enterprize 452000
686	Subway 330 Opportunity 69654
687	Subway 2621 Port 10028
688	Subway 1502 Airline 398744
689	Subway 2743 Airline Suite 109 419294
690	Subway 5700 Staples 2

Item	Establishment Name Address Street Location ID
691	Subway 4117 Staples Parkdale 439508
692	Subway #1123 14225 SPID 190008
693	Subway #1123 14425 SPID 190008
694	Subway #13 5121 Weber 156568
695	Subway #2 4910 Staples 82974
696	Subway #3 3165 Alameda 220612
697	Subway #4 4256 Alameda 152254
698	Subway #5 4126 Ayers 73474
699	Subway #9 6901 Padre Island Dr 20986
700	Sugar Bakers 2766 Santa Fe 171338
701	Superior Hospitality Inc. 411 Shoreline 111508
702	Surfside Sandwich Shoppe 15113 Padre Island 398882
703	Sushi Bar 15121 Padre Island 268182
704	Sylvia's Pastries 9744 Leopard 129500
705	Szechuan #1 9440 Padre Island Dr 177290
706	Szechuan #2 13434 Up River 144252
707	Taco Bell 2201 Morgan 3448
708	Taco Bell 2201 Morgan
709	Taco Bell 5821 Saratoga 393684
710	Taco Bell 5821 Saratoga Blvd. 393684
711	Taco Bell #1 4434 Ayers 73558
712	Taco Bell #1360 5530 Everhart 70164
713	Taco Bell #16294 1217 Waldron 184178
714	Taco Bell #1863 1501 Nile 21010
715	Taco Bell #18748 3221 Staples 12198
716	Taco Bell #5386 11328 Leopard 130576
717	Taco Bueno 5630 Saratoga 379872
718	Taco Cabana #61 5425 Padre Island Dr 78932
719	Taco King 3928 Padre Island Dr 78614
720	Taco Rico 4102 Greenwood 100938
721	Taipei Café 711 Caranchua
722	Taiwan 5425 Padre Island Dr 78888
723	Takeniwa Japanese Steakhouse & Sushi 5216 Padre Island Dr 168968
724	Talons Sports Bar & Grill 5506 Saratoga 76108
725	Taq. Mexico Lindo 6601 Everhart 47766
726	Taqueria Acapulco 1133 Airline 19628
727	Taqueria Acapulco 5937 McArdle 25410
728	Taqueria Acapulco 6517 Weber 392222
729	Taqueria Acapulco #2 4425 Weber 35980
730	Taqueria Agave 2001 Ayers 361322
731	Taqueria Almeida 4001 Waldron 185956
732	Taqueria Almeida 2033 Airline 18304
733	Taqueria Almeida #3 622 NAS 179086
734	Taqueria Alteno 2601 Ayers 10620
735	Taqueria Alteno #3 4928 Gollihar 169478
736	Taqueria Bandas 1322 Leopard 106416

Item	Establishment Name Address Street Location ID
737	Taqueria Bandas 8081 Leopard
738	Taqueria Cancun 4450 Greenwood 101604
739	Taqueria Chapala 1237 Nile 15244
740	Taqueria El Campero 3717 Baldwin 72830
741	Taqueria El Giavilan 2741 Port 10048
742	Taqueria El Potro 1401 Rodd Field 16148
743	Taqueria El Reparó 3825 Port 38546
744	Taqueria El Rodeo 1301 15th 168502
745	Taqueria Fiesta Mexicana 1604 Staples 133878
746	Taqueria Garibaldi 200 Staples 134944
747	Taqueria Guadalajara 10341 Leopard 128886
748	Taqueria Herradura 10669 Leopard 139702
749	Taqueria Jalisco 2433 Cimarron 302504
750	Taqueria Jalisco 4001 S Padre Island Dr 156552
751	Taqueria Jalisco # 18 5358 Kostoryz 361538
752	Taqueria Jalisco # 9 6301 Interstate 37 127046
753	Taqueria Jalisco #1 902 Port 31136
754	Taqueria Jalisco #12 3830 Staples 116534
755	Taqueria Jalisco #2 2341 Horne 38726
756	Taqueria Jalisco #3 10533 SPID 183954
757	Taqueria Jalisco #4 5330 Everhart 79296
758	Taqueria Jalisco #8 5813 Weber 83074
759	Taqueria la cabana 2754 Port 2654
760	Taqueria La Cabana 10669 Leopard 139702
761	Taqueria La Escondida 3801 Agnes 72436
762	Taqueria La Tapatia 4503 Kostoryz 72034
763	Taqueria Los Altos de Jalisco 8151 Leopard 126334
764	Taqueria Nuevo Vallarte 2124 Waldron 0
765	Taqueria Rodeo 4402 Ayers 73568
766	Taqueria San Juan #2 4528 Baldwin
767	Taqueria Solis 10301 Leopard 128268
768	Taqueria Veracruz 3964 Baldwin 70714
769	Taste of Asia 2148 Waldron
770	Taylor Center Deli 3636 Alameda 166572
771	TCBY 5805 Weber 83138
772	TCBY 5702 Staples St B8 1
773	Texas Mequite BBQ 14457 SPID Suite 103 441606
774	Texas Roadhouse 2029 SPID 366802
775	TGIF 5217 Padre Island Dr 79468
776	Thai Cottage 5830 McArdle 19652
777	Thai Orchid Padre Island Dr 156346
778	Thai Spice 523 Water 111606
779	The Blue Cove 1945 Horne 96632
780	The Chicken Shack 11174 Up River 373912
781	The Door Christian Fellowship 1255 Nile 15182
782	The Exchange 224 Mesquite 111936

Item	Establishment Name Address Street Location ID
783	The Grub Pub 601 Chaparral 107300
784	The Islander 6102 Ocean 16954
785	The Mariner 4366 Alameda 152288
786	The Palace 5850 Everhart 76278
787	The Railroad Seafood Sta. 1214 Chaparral 115252
788	The Rose King 213 Staples 90888
789	The Village Cafe 920 Louisiana 139296
790	Timmon's Ministies 10501 SPID 184128
791	To-Ce-Chi 4521 Kostoryz 72046
792	Today Sunrise L P 5858 Padre Island Dr 83058
793	Today Sunrise L P 5858 Padre Island Dr 83050
794	Tokyo Den 5625 Padre Island Dr 75620
795	Tom Foolery's 301 Chaparral 111770
796	Tonia's Taqueria 2561 Agnes 62006
797	Torch 4425 Alameda 1894
798	Torres De Jalisco 3302 Leopard 121844
799	Tortilleria Guadalajara 10309 Leopard 128260
800	Tower of Pizza 14902 Trinity River 375524
801	Town & Country Caf 4228 Alameda 152228
802	Trinity Towers 101 Upper Broadway 134416
803	Truckers World 5721 Ayers 94560
804	Two George's 5884 Everhart 76316
805	U & I Rest 309 Water 107992
806	Ultimate Cheese Cake 4210 S Alameda 152212
807	Utopia* 5638 Saratoga 390908
808	Valencia Food and Beverages 6110 Ayers
809	Valero Corner Store 14902 Northwest Blvd 144926
810	Vaquero Mexican Restaurant 4402 Ayers 511
811	Vernons 1030 Third 154096
812	Vick's 4989 Ayers 1306
813	Vick's Drive Inn 2211 Leopard 81772
814	Vietnam 701 Water 107098
815	Villa Pizza 5488 Padre Island Dr 169266
816	Wal Mart 3829 US Hwy 77 144892
817	Wal Mart 1821 Padre Island 109812
818	Wal Mart 4833 Padre Island Dr 78876
819	Waldron Place 2124 Waldron 185260
820	Wallbangers 4102 Staples 29470
821	Walmart 1250 Flour Bluff Dr. 440272
822	Walmart #5898 4109 Staples 155816
823	Walmart#5898 6101 Saratoga 428846
824	Wanders Ent 2330 Frederick 95348
825	Water St Oyster Bar 309 Water 111686
826	Water Street Catering 402 Harbor 331932
827	Waterford at Corpus Christi 5813 Esplanade 45452
828	WaterStreet Inc. 309 Water 111572

Item	Establishment Name Address Street Location ID
829	Wendy's 6438 Staples 375342
830	Wendy's #1 4123 Staples 155772
831	Wendy's #2 4105 Ayers 38744
832	Wendy's #4 5934 Padre Island Dr 25272
833	Whataburger 4021 I-69
834	Whataburger 1121 Waldron 184132
835	Whataburger 7434 Staples 430442
836	Whataburger 6425 Weber 87056
837	Whataburger # 2 2424 Baldwin 2896
838	Whataburger #1069 7702 Padre Island Dr 424618
839	Whataburger #111 1521 Airline 18232
840	Whataburger #12 2021 Staples 139286
841	Whataburger #123 10209 SPID 181942
842	Whataburger #1420 4141 Staples 155156
843	Whataburger #161 510 Texan 151354
844	Whataburger #166 9402 Leopard 131320
845	Whataburger #286 2402 SPID 1276
846	Whataburger #288 5001 Saratoga 231716
847	Whataburger #299 4444 Causeway 170092
848	Whataburger #3 4510 Leopard 135528
849	Whataburger #313 121 Shoreline 229856
850	Whataburger #336 6817 S Padre Island Dr 231404
851	Whataburger #349 602 SPID 68332
852	Whataburger #376 14301 SPID 190278
853	Whataburger #396 4545 Violet 294580
854	Whataburger #658 6241 Saratoga 46122
855	Whataburger #83 5114 Weber 156494
856	Whataburger #9 3220 Gollihar 74616
857	Whataburger Inc #31 4126 Staples 29426
858	Whataburger Inc #334 2041 US HWY 77 146332
859	Wienerschnitzel #194 2401 Ayers 9120
860	Wienerschnitzel #224 3555 SPID 112598
861	Wienerschnitzel #584 5861 Staples 45556
862	Wienerschnitzel #594 4101 US Hwy 77 445
863	Wienerschnitzel #594 4001 US HWY 77 146302
864	Wienerschnitzel #714 4221 Alameda 152160
865	Wild Cat Donuts 1301 15th 168502
866	Wildcat Donuts 11217 Leopard
867	Wildcat Donuts 14241 Northwest Blvd 393764
868	Wing Stop 4918 Ayers 392050
869	Wing Stop 5821 Weber 83084
870	Wing Stop 6313 Wooldridge 375498
871	Wings & Beyond 15013 Northwest 301062
872	Wings N More 6022 Sarazen Dr 426098
873	Wooldridge Plaza 6313 Wooldridge 302442
874	Yalee's Asian Bistro 5649 Saratoga 45438

Item	Establishment Name Address Street Location ID
875	Yanez Arturo C 810 Chaparral 107154
876	Yardarm 4308 Ocean 4044
877	Yo Philly's Cheesesteak 3314 Surfside 165360
878	Yolanda's Seafood 14902 Trinity River 380006
879	Yolanda's Specialty Cakes 1320 Airline 256037
880	Yoli's Tacos 4222 Kostoryz 7994
881	Yoshi 5898 Everhart 76330